

Filing + Storage for the Government of Canada

Pricing effective January 1, 2023

Revised September 5, 2024

E60PQ/140003/071/PQ



PRICE LIST
filing + storage



think global

THE GLOBAL EDGE

ERGONOMICS IN THE OFFICE

- Full range of ergonomically designed workplace, healthcare and office furniture with competitive pricing and built-in value.

STRENGTH AND STABILITY

- Established in 1966.
- One of North America's largest office furniture manufacturers.
- Manufacturing and showrooms worldwide.

STRONG LOCAL REPRESENTATION

- Service and expert advice where you are, when you need it!

MANUFACTURING CAPABILITY

- Vertical integration ensures "start to finish" control.
- Ongoing research and investment in new, innovative production technology.

QUALITY ASSURANCE

- The quality program is registered to ISO 9001.
- On-site furniture testing facility.
- Products and components are tested to meet or exceed ANSI/BIFMA standards.
- Products backed by Global's Limited Lifetime Warranty.

ENVIRONMENTAL COMMITMENT

- Continuous development of "earth friendly" programs.
- One of the first molded foam manufacturers to create ozone-friendly, CFC and HFC-free processes.
- Many seat and back pans are made from recyclable plastics and wood waste, enabling little waste and cost effective products.

TABLE OF CONTENTS

WORKPLACE

FILING + STORAGE	REFERENCE
------------------	-----------

Lateral files.....	5	Key List form	67
9300 Series	14	Textiles and Finishes	62
MVL1900 Series	16	Terms and Conditions.....	64
Prime Series	9	Lifetime Warranty	68
Lateral file specifications	6	Index.....	69
Lateral file accessories	12		
9300P Series	15		
Prime Series	12		
Pedestals	20		
9300 Series	21		
9300P Series	23		
MVLPED Series	25		
Prime Series	20		
Personal towers	54		
9300P Series	54		
Prime Series	52		
Prime personal lockers.....	28		
Storage cabinets	57		
9300 Series	57		
9300P Series	58		
MVLSTOR Series.....	60		
Prime Series	55		
Wardrobes.....	59		

filing and storage




Lateral files

5



Pedestals

20



Personal lockers

28



Personal towers

54



Storage cabinets

57



Wardrobes

59



Global's wide variety of lateral files can satisfy every price point and individual style. Choose from center or full pulls, fixed or receding drawer fronts, various size drawer openings and a range of colors to coordinate with any office.

Prime Series

Premium products preconfigured to suit your needs. Features fixed front or receding doors with full integrated pulls and fully welded case construction to deliver superior strength and clean aesthetics. Select configurations available with extra large openings to accommodate binders as well as posting shelves. Premium steel construction with full extension ball bearing suspension system on all drawers. Drawers accommodate legal, letter or A4 file sizes in front-to-back and side-to-side orientation. Interlock system allows only one drawer to open at a time. Anti-bounce back safety feature prevents drawers from sliding open.

9300P Series

Features a looped full pull for convenient opening and upscale appearance. Smooth, seamless welded corners provide lasting strength and durability. Available with both fixed or receding doors.

Features and Benefits

- Standard locks with removable cores for keying alike.
- Standard lock bars on both sides of cabinet provide increased security.
- Positive interlocking system prevents tipping by allowing only one drawer to open at a time.
- Full extension ball bearing suspensions.
- Side-to-side hanging file bars included for filing letter or legal size documents.
- Standard leveling glides ensure drawers are easy to open.
- Earth friendly electrostatically applied coating protects the environment and provides a durable finish.
- Available in a range of colors, including special paint finishes - see notes for details.



Core removable cam locks are standard.



Leveling glides keep the file case true ensuring easy open drawers.



Full depth shelves for legal documents.

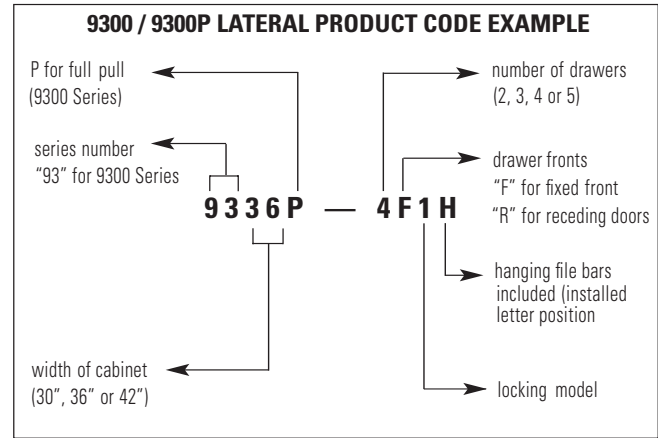
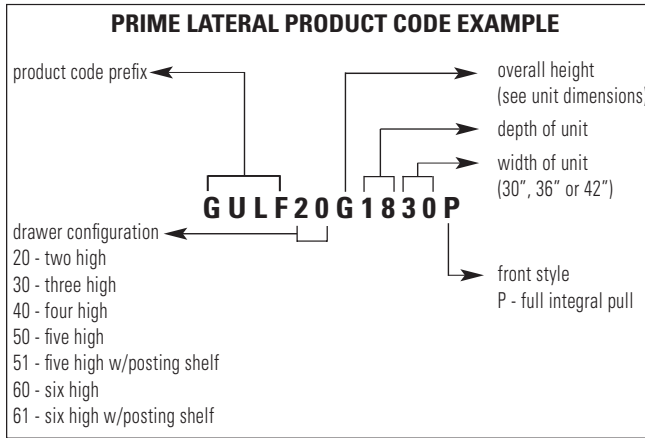
DESIGN AND CONSTRUCTION FEATURES OF 9300, 9300P FILES

- **THE LETTER “P” IN THE MODEL NUMBER DESIGNATES FULL PULL MODELS.** All other models have recessed center pulls.
- An earth friendly electrostatically applied coating protects the environment and provides a durable finish.
- Internal steel corner gussets increase strength and rigidity.
- Case construction combines spot and mig welding for greater durability. Top cap stiffener included for added strength.
- Indents on cabinet sides show ganging locations.
- Standard locks have removable cores for keying alike or later modification in your office. *Core removal keys are available; please contact your Global Customer Service representative.*
- STANDARD LOCK BARS ARE ON BOTH SIDES OF CABINET, PROVIDING INCREASED SECURITY.
- Positive interlocking system is integrated into each suspension allowing only one drawer to be opened at a time.
- Full extension ball bearing suspensions with built-in feature prevent drawer bounce back and creepage.
- “B” OPENINGS: refer to binder height openings.
- “B” OPENINGS (with receding doors) will accommodate letter, legal and A4 hanging folders, plus STANDARD THREE RING BINDERS.
- “B” OPENINGS (with fixed drawer fronts) will accommodate letter, legal and A4 hanging folders, plus EDP SUSPENDED DATA BINDERS.
- “L” OPENINGS: refer to letter height openings.
- “L” OPENINGS (with receding doors or fixed drawer fronts) will accommodate letter, legal or A4 hanging file folders.
- Receding doors slide easily into cabinet.
- Pull-out shelves have a rolled front edge.
- **Interior drawer parts and all accessories** are EFC (environmentally friendly color - a variable charcoal-like color as a result of the use of recycled finishing materials).
- Side-to-side hanging file bars are included in standard configurations and are fully assembled. These can be positioned for letter or legal materials.
- Four adjustable leveling glides are easily accessible from inside the cabinet to assist in quick and proper installation.
- Lifetime Warranty.
- Counterweights are available.

LATERAL FILE SERIES	PRIME	9300P
CONSTRUCTION		
Top stiffener bar	•	•
Corner gussets for increased strength	integrated	•
Central locking system with core removable cam locks included	•	•
Leveling glides (accessible from inside cabinet)	•	•
Counterweights (required in all heights/widths and must be factory installed)	optional	optional
Lock: key #, key alike, key differently	optional	optional
DRAWERS / SHELVES		
Drawer interlocking system	•	•
3-stage anti-bounce back suspension	•	•
Side-to-side file bars, pre-installed (for letter & legal)	•	•
Front-to-back file bars	optional	optional
Fixed front drawers	available	available
Receding doors, roll out shelves	optional	—
Fully receding doors (select models)	•	•
Plate dividers - full height drawers	optional	optional
Plate dividers - half height drawers	optional	—
Posting shelf (restrictions apply) Not available on all cabinets	optional	—
Integrated center pull	—	—
Integrated full pull	•	•
Slotted, pull-out shelves with rolled edge	•	•
Integrated label holder	•	•
Gauge cold-rolled steel	18-22	18-22
DRAWER HEIGHTS		
Standard drawer heights (exterior) B = Big drawer L = Little drawer	as noted	B - 13 5/16" L - 11 3/16"
Ring binder storage	restrictions apply	•
SIZES / DIMENSIONS		
Depth	18"	18"
Widths	30", 36", 42"	30", 36", 42"
Height - 1 1/2 drawer	21"	—
Height - 2 drawer	varies	27 1/8"
Height - 3 drawer	varies	40 1/2"
Height - 4 drawer	varies	54"
Height - 5 drawer	varies	65 1/4"
Height - 6 drawer	varies	-

LEGEND

- item is standard in selected series
- not available in selected series



IMPORTANT ORDERING INFORMATION

- Hanging file bars (accessory model - HBF) are included with standard products.
- Factory installed counterweight is required, must add the option "**C**".
- The following page describes the accessories needed to optimize various filing configurations.

SPECIFICATIONS

- Specifications marked with an * are applicable to only those products which have the * symbol beside the product name.

STANDARD PAINT FINISHES

BLK Black	BNE Bone	BGR Business Grey	CHR Charcoal	CLT Claret
DPT Desert Putty	DWT Designer White	FOG Fog	GRY Grey	ICE Ice
IVR Ivory	LGR Light Grey	MET Metro	MOS Moss	NAVY Navy
NEV Nevada	OYS Oyster	SIL Silver	SKY Sky	STN Stone
SGR Storm Grey	TSA Tahiti Sand	TPE Taupe	TUN Tungsten*	WIL Willow

*10% upcharge applies

TEXTURED PAINT FINISHES

BKC Black Coffee	BZD Blizzard	DCH Dark Chocolate	MCH Mocha	SDT Stonedust
------------------	--------------	--------------------	-----------	---------------

SPECIAL PAINT FINISHES

- All special colors must use **one** uniform color per series (example: 9300P Series laterals). Quantities of 1 to 10 add 10%; 11 or more **no upcharge**.
- Mica and Metallic finishes, add 10% upcharge.
- Special White finishes, add 10% upcharge.
- Tungsten finish, add 10% upcharge.
- ALL NON-STANDARD FINISHES MUST BE APPROVED BY GLOBAL BEFORE ANY ORDER WILL BE ACCEPTED. LONGER LEAD TIMES WILL APPLY.
- Thumb latches and handles limited to colors listed above. You must choose closest or contrasting color at the time of order.

LOCKS

- Available as standard with random numbers, or with optional key alike or specified key numbers. Specify with key numbers W401 to W559. No upcharge. Where applicable.

COUNTERWEIGHTS

- To meet ANSI/BIFMA standards for freestanding applications, counterweights are required. Must be factory installed. Add "**C**" to the end of the product code.

9300P series									Prime series
30" wide	Upcharge	Added weight (lbs)	36" wide	Upcharge	Added weight (lbs)	42" wide	Upcharge	Added weight (lbs)	Upcharge
2H	\$167	38	2H	\$206	47	2H	\$213	47	varies see individual product notes
3H	\$147	36	3H	\$160	36	3H	\$184	44	
4H	\$107	23	4H	\$116	28	4H	\$147	36	
5H	\$32	6	5H	\$35	6	5H	\$37	6	

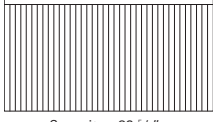



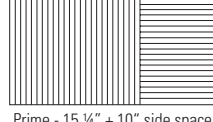
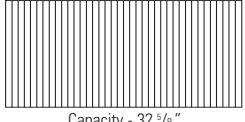

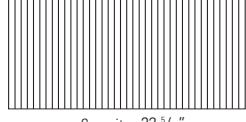






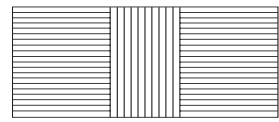
F LATERAL FILES - OPTIONS & CAPACITY RESOURCE GUIDE

PRIME, 9300P - INTERIOR CLEAR OPENING WIDTH DIMENSIONS & FILING CAPACITIES

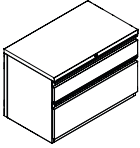
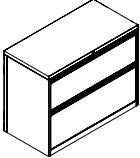
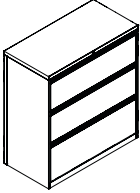
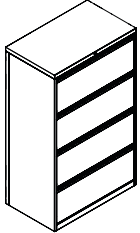

30" WIDE CABINETS 26 ⁵/₈" **36" WIDE CABINETS** 32 ⁵/₈" **42" WIDE CABINETS** 38 ⁵/₈"

Lateral files afford flexibility in filing configuration. Choose the best option based on materials to be filed and convenience for the user.

Additional hanging folder supports or conversion kits may be necessary to achieve your desired drawer configuration.

	Letter	Legal	EDP
30" wide units side-to-side side-to-side file bars are included in standard product	 Capacity - 26 ⁵ / ₈ "	 Capacity - 26 ⁵ / ₈ "	 Capacity - 26 ⁹ / ₁₆ " Need ONE pair EDPs
30" wide units front-to-back Not standard see chart below to order corresponding front-to-back file bars per drawer	 Prime - 30 ¹ / ₂ " 9300P - 31 ¹ / ₂ " <i>Not recommended for openings with receding doors and roll-out shelves</i>	 Prime - 15 ¹ / ₄ " + 10" side space 9300P - 26 ⁵ / ₈ " <i>Not recommended for openings with receding doors and roll-out shelves</i>	NOT AVAILABLE
	Letter	Legal	EDP
36" wide units side-to-side side-to-side file bars are included in standard product	 Capacity - 32 ⁵ / ₈ "	 Capacity - 32 ⁵ / ₈ "	 Capacity - 32 ⁵ / ₈ " Need ONE pair EDPs
36" wide units front-to-back Not standard see chart below to order corresponding front-to-back file bars per drawer	 Prime - 30 ¹ / ₂ " + 6 ¹ / ₂ " side space 9300P - 31 ¹ / ₂ " <i>Not recommended for openings with receding doors and roll-out shelves</i>	 Prime - 30 ¹ / ₂ " 9300P - 31 ¹ / ₂ " <i>Not recommended for openings with receding doors and roll-out shelves</i>	NOT AVAILABLE
	Letter	Legal	EDP
42" wide units side-to-side side-to-side file bars are included in standard product	 Capacity - 38 ⁵ / ₈ "	 Capacity - 38 ⁵ / ₈ "	 Capacity - 38 ⁵ / ₈ " Need ONE pair EDPs
42" wide units front-to-back Not standard see chart below to order corresponding front-to-back file bars per drawer	 Prime - 45 ³ / ₄ " 9300P - 47 ¹ / ₄ " <i>Not recommended for openings with receding doors and roll-out shelves</i>	 Prime - 30 ¹ / ₂ " + 6 ¹ / ₂ " side space 9300P - 40 ¹ / ₁₆ " <i>Not recommended for openings with receding doors and roll-out shelves</i>	NOT AVAILABLE

		30"W	36"W	42"W
File bars	Prime side-to-side (included)	GULFA01	GULFA02	GULFA03
	9300P side-to-side (included)	HBFA03	HBFA06	HBFA09
For front-to-back filing orientation, add	Prime	GULFA0718 one pair per drawer	GULFA0718 one pair per drawer	GULFA0718 one pair per drawer
	9300P	FBB one pair per drawer	HBFA06 one pair per drawer	HBFA09 one pair per drawer

PRIME - LATERAL FILES		MODEL #	DIMENSIONS	WT/LB.	CUBIC FT.	LIST PRICE
 <p>Box/File Lateral File</p>			W x D x H			
		GULPS0BF1830P	30 x 18 x 21	120	8	\$1289
		GULPS0BF1836P	36 x 18 x 21	129.9	9.5	\$1312
		GULPS0BF1842P	42 x 18 x 21	165.5	11.1	\$1363
		Fixed front drawers: top box drawer front 6.4"H (interior 5.8"H), bottom file drawer front 11.2"H (interior 10.8"H). Locking. Side-to-side hanging file bars included. Counterweight required for freestanding, add \$410 . Key individual drawers optional, add \$350 . Shipped assembled in 1 carton.				
 <p>2 High Lateral File</p>						
		GULF20G1830P	30 x 18 x 28	98.7	10.5	\$1285
		GULF20G1836P	36 x 18 x 28	114.4	12.5	\$1320
		GULF20G1842P	42 x 18 x 28	129.4	14.5	\$1357
		Fixed front file drawers: top drawer front 11.2"H (interior 10.6"H), bottom drawer front 13.6"H (interior 12.5"H). Locking. Side-to-side hanging file bars included. Counterweight required for freestanding, add \$200 for 30"W and 36"W units; add \$300 for 42"W unit. Key individual drawers optional, add \$350 . Shipped assembled in 1 carton.				
 <p>3 High Lateral File</p>						
		GULF30G1830P	30 x 18 x 39.2	127.9	14.5	\$1722
		GULF30G1836P	36 x 18 x 39.2	147.6	17.2	\$1771
		GULF30G1842P	42 x 18 x 39.2	167.5	20	\$1825
		Fixed front file drawers: top and middle drawer fronts 11.2"H (interior 10.6"H), bottom drawer front 13.6"H (interior 12.5"H). Locking. Side-to-side hanging file bars included. Counterweight required for freestanding, add \$200 for 30"W and 36"W units; add \$300 for 42"W unit. Key individual drawers optional, add \$705 . Shipped assembled in 1 carton.				
 <p>4 High Lateral File</p>						
		GULF40G1830P	30 x 18 x 49.6	159.1	18.2	\$2156
		GULF40G1836P	36 x 18 x 49.6	183.4	21.6	\$2223
		GULF40G1842P	42 x 18 x 49.6	208.5	25.1	\$2289
		Fixed front file drawers: top drawer front 10.4"H (interior 9.8"H), second and third drawer fronts 11.2"H (interior 10.6"H), bottom drawer front 13.6"H (interior 12.5"H). Locking. Side-to-side hanging file bars included. Counterweight required for freestanding, add \$200 . Key individual drawers optional, add \$1055 . Shipped assembled in 1 carton.				
 <p>4 High Lateral File</p>						
		GULF40H1830P	30 x 18 x 53.6	171.9	19.6	\$2156
		GULF40H1836P	36 x 18 x 53.6	198.2	23.3	\$2223
		GULF40H1842P	42 x 18 x 53.6	225.3	27	\$2289
		Top opening receding door + roll out shelf 14.4"H front - accepts binder height. Fixed front file drawers below: second and third drawer fronts 11.2"H (interior 10.6"H), bottom drawer front 13.6"H (interior 12.5"H). Locking. Side-to-side hanging file bars included. Counterweight required for freestanding, add \$200 . Key individual drawers optional, add \$1055 . Shipped assembled in 1 carton.				

Required specifications

Paint finish

Optional specifications

Counterweight (recommended for freestanding applications; must be factory installed)

Key alike/key # (no upcharge)

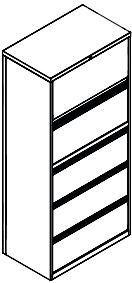
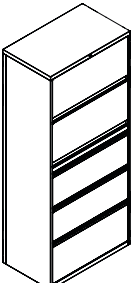
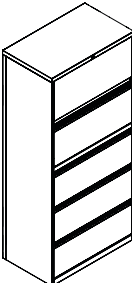
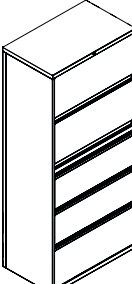
Key individual drawers (upcharge applies)

Accessories

Front-to-back file bars

Plate dividers

L PRIME LATERAL FILES

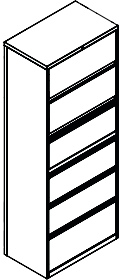
PRIME - LATERAL FILES	MODEL #	DIMENSIONS	WT/LB.	CUBIC FT.	LIST PRICE
 <p>5 High Lateral File*</p>	W x D x H				
	GULF50P1830P	30 x 18 x 65.6	208.9	23.9	\$2585
	GULF50P1836P	36 x 18 x 65.6	239.9	28.4	\$2665
	GULF50P1842P	42 x 18 x 65.6	272.7	32.9	\$2746
<p>Top opening receding door + roll out shelf 14.4"H front - accepts binder height. Fixed front file drawers below: second, third and fourth drawer fronts 11.2"H (interior 10.6"H), bottom drawer front 13.6"H (interior 12.5"H). Locking. Side-to-side hanging file bars included. Counterweight required for freestanding, add \$200. Key individual drawers optional, add \$1410. Shipped assembled in 1 carton.</p>					
 <p>5 High Lateral File</p>					
	GULF50G1830P	30 x 18 x 69.6	221.6	25.3	\$2585
	GULF50G1836P	36 x 18 x 69.6	254.5	30.1	\$2665
	GULF50G1842P	42 x 18 x 69.6	289.3	34.9	\$2746
<p>Top two opening receding door + roll out shelf 14.4"H front - accepts binder height. Fixed front drawers: third and fourth drawer fronts 11.2"H (interior 10.6"H), bottom drawer front 13.6"H (interior 12.5"H). Locking. Side-to-side hanging file bars included. Counterweight required for freestanding, add \$200. Key individual drawers not available. Shipped assembled in 1 carton.</p>					
 <p>5 High Lateral File w/Posting Shelf*</p>					
	GULF51P1830P	30 x 18 x 65.6	208.9	23.9	\$2878
	GULF51P1836P	36 x 18 x 65.6	239.9	28.4	\$2975
	GULF51P1842P	42 x 18 x 65.6	272.7	32.9	\$3073
<p>Top opening receding door + roll out shelf 14.4"H front - accepts binder height. Fixed front drawers below: second, third and fourth drawer fronts 11.2"H (interior 10.6"H), bottom drawer front 13.6"H (interior 12.5"H). Posting shelf below second opening. Locking. Side-to-side hanging file bars included. Counterweight required for freestanding, add \$200. Key individual drawers optional, add \$1410. Shipped assembled in 1 carton.</p>					
 <p>5 High Lateral File w/Posting Shelf</p>					
	GULF51G1830P	30 x 18 x 69.6	221.6	25.3	\$2878
	GULF51G1836P	36 x 18 x 69.6	254.5	30.1	\$2975
	GULF51G1842P	42 x 18 x 69.6	289.3	34.9	\$3073
<p>Top two opening receding door + roll out shelf 14.4"H front - accepts binder height. Fixed front drawers: third and fourth drawer fronts 11.2"H (interior 10.6"H), bottom drawer front 13.6"H (interior 12.5"H). Posting shelf below second opening. Locking. Side-to-side hanging file bars included. Counterweight required for freestanding, add \$200. Key individual drawers not available. Shipped assembled in 1 carton.</p>					

Required specifications
Paint finish

Optional specifications
Counterweight (recommended for freestanding applications; must be factory installed)
Key alike/key # (no upcharge)
Key individual drawers* (upcharge applies)

Accessories
Front-to-back file bars
Plate dividers

PRIME - LATERAL FILES	MODEL #	DIMENSIONS	WT/LB.	CUBIC FT.	LIST PRICE
-----------------------	---------	------------	--------	-----------	------------



6 High Lateral File

	W x D x H			
GULF60G1830P	30 x 18 x 77.6	247.4	28.1	\$3197
GULF60G1836P	36 x 18 x 77.6	283.8	33.5	\$3295
GULF60G1842P	42 x 18 x 77.6	322.9	38.8	\$3390

Top two opening receding door + roll out shelf 14.4"H front - accepts binder height. Fixed front file drawers: third, fourth and fifth drawer fronts 11.2"H (interior 10.6"H), bottom drawer front 13.6"H (interior 12.5"H). Locking. Counterweight required for freestanding, **add \$200**. Key individual drawers not available. Shipped assembled in 1 carton.



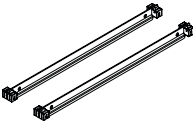
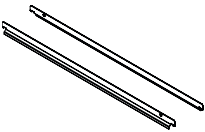
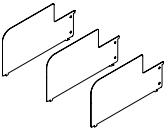
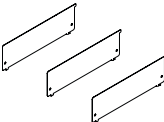
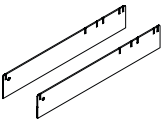

6 High Lateral File w/Posting Shelf

GULF61G1830P	30 x 18 x 77.6	247.4	28.1	\$3490
GULF61G1836P	36 x 18 x 77.6	283.8	33.5	\$3605
GULF61G1842P	42 x 18 x 77.6	322.9	38.8	\$3717

Top two opening receding door + roll out shelf 14.4"H front - accepts binder height. Fixed front file drawers below: third, fourth and fifth drawer fronts 11.2"H (interior 10.6"H), bottom drawer front 13.6"H (interior 12.5"H). Posting shelf below third opening. Locking. Counterweight required for freestanding, **add \$200**. Key individual drawers not available. Shipped assembled in 1 carton.

Required specifications	Optional specifications	Accessories
Paint finish	Counterweight (recommended for freestanding applications; must be factory installed) Key alike/key # (no upcharge)	Front-to-back file bars Plate dividers

L PRIME LATERAL FILES

PRIME - LATERAL FILE ACCESSORIES	MODEL #	DIMENSIONS	WT/LB.	CUBIC FT.	LIST PRICE
 Front-to-Back File Bars	W x D x H				
	GULFA0718	17.3 x 1 x 1	1	0.04	\$24
	Set includes two bars. Eco-Grey finish.				
 Hanging File Bars	GULFA01	27.5 x 0.5 x 1.3	2	0.03	\$53
	GULFA02	33.5 x 0.5 x 1.3	2.4	0.04	\$53
	GULFA03	39.5 x 0.5 x 1.3	2.8	0.05	\$53
	Set includes two bars. Eco-Grey finish.				
	<ul style="list-style-type: none">• Use GULFA01 for 30"W lateral files.• Use GULFA02 for 36"W lateral files.• Use GULFA03 for 42"W lateral files.				
 Plate Dividers	GULFA1018	13.25 x 0.2 x 7.25	4	0.07	\$45
	Three per package. Eco-Grey finish.				
 Half Height Plate Dividers	GULFA2418	13.5 x 0.2 x 3.95	2.2	0.04	\$122
	Three per package. Eco-Grey finish.				
 Side Height Drawer Adapters	GULFA2018	16.5 x 0.15 x 2.65	2.5	0.02	\$45
	Two per package. Extends side height of lateral file drawers by 1".				
 Extra Keys	Set of 2 extra keys				
	GUKY	0.75 x 0.2 x 1.75	0.2	0.01	\$13
	Replacement lock core and key				
	GUKC	1 x 0.5 x 2	0.4	0.01	\$30
	Specify core #: Key range 401-550.				

LATERAL FILE TOPS

LATERAL FILE TOP NOTES:

- Available finishes:
- ACJ

Absolute Acajou

ASN

Asian Night

AWC

Avant Cherry

AWH

Avant Honey

BLK

Black

BZD

Blizzard

BRC

Brushed Cobalt

CMB

Clear Maple

CGY

Custom Grey

DES

Dark Espresso

DWT

Designer White

FAS

Fashionista*

FCL

First Class*

NBL

Noce Biondo

NGL

Noce Grigio

NEL

Noce Leggero

NML

Noce Medio

QTM

Quartered Mahogany

SBY

Sheer Beauty*

SDT

Stondust

SOG

Storm Grey

WHE

Walnut Heights

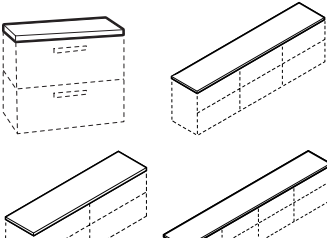
WHC

White Chocolate

WCR

Winter Cherry

*not available for 108" and 120" wide tops (T18108 and T18120)

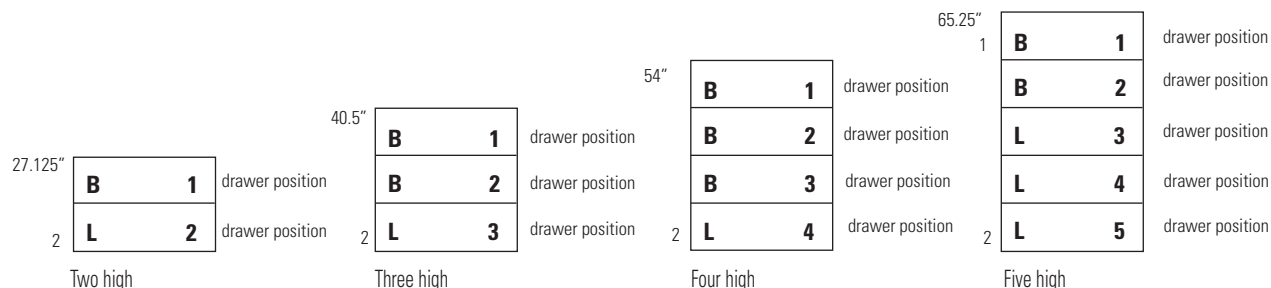
LATERAL FILE TOPS		MODEL #	DIMENSIONS	WT/LB.	CUBIC FT.	LIST PRICE	
		W x D x H					
		30" wide	T1830	30 x 18 x 1	15	1	\$168
		36" wide	T1836	36 x 18 x 1	18	1	\$196
		42" wide	T1842	42 x 18 x 1	21	1	\$232
		60" wide	T1860	60 x 18 x 1	30	2	\$318
		72" wide	T1872	72 x 18 x 1	36	2	\$377
		84" wide	T1884	84 x 18 x 1	42	2	\$518
		90" wide	T1890	90 x 18 x 1	45	2	\$559
		108" wide	T18108	108 x 18 x 1	54	3	\$692
		120" wide	T18120	120 x 18 x 1	60	3	\$771

Lateral File Tops

1" thick laminate tops for placement over metal files. Coordinates with Global casegoods. Finish options are listed above.

L 9300P LATERAL FILES

Available in fixed drawer or receding door with roll-out shelf. THE POSITION OF “B” & “L” OPENINGS CANNOT BE MODIFIED FROM THE PICTURE AS SHOWN



¹ Five drawer model - top door is standard as receding door

² Bottom is standard as a fixed front drawer

9300 SERIES FILE OPENINGS

“B” Opening (Fixed Front) Binder Height

13.312" high drawer to accommodate letter and legal documents, and EDP “2” point suspended binders.

“B” Opening (Receding Door) Binder Height

13.312" high door with either fixed or roll-out shelf to accommodate letter and legal documents, standard three-ring binders and EDP “2” point suspended binders.

“L” Opening (Fixed Front or Receding Door) Letter Height

11.187" high fixed front drawer or receding door with either fixed or roll-out shelf to accommodate letter and legal documents.

INTERIOR CLEAR OPENING HEIGHT & DEPTH DIMENSIONS

“B” Opening Binder Height


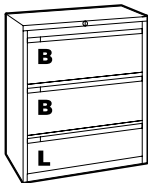
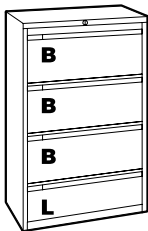
Fixed front drawer 13"
Receding door and roll-out shelf 12.125"
Fixed shelf and no receding door 12.75"

“L” Opening Letter Height

Fixed front drawer 10.875"
Receding door and roll-out shelf 10"
Fixed shelf and no receding door 10.625"

“B” & “L” Openings Binder & Letter Height

Drawer - depth 15.75"
Roll-out shelf - depth 15.75"
Fixed shelf - depth 16"

9300 - FIXED FRONT DRAWERS	MODEL#	DIMENSIONS	WT/LB.	CUBIC FT	LIST PRICE
 <p>2 Drawer Lateral File</p>		W x D x H			
	9330P2F1H	30 x 18 x 27.12	89	12	\$993
	9336P2F1H	36 x 18 x 27.12	101	14	\$1047
	9342P2F1H	42 x 18 x 27.12	112	16	\$1098
Two fixed front drawers. Side-to-side hanging file bars and lock included. Shipped assembled in 1 carton.					
 <p>3 Drawer Lateral File</p>	9330P3F1H	30 x 18 x 40.5	126	17	\$1242
	9336P3F1H	36 x 18 x 40.5	140	19	\$1307
	9342P3F1H	42 x 18 x 40.5	149	24	\$1370
	Three fixed front drawers. Side-to-side hanging file bars and lock included. Shipped assembled in 1 carton.				
 <p>4 Drawer Lateral File</p>	9330P4F1H	30 x 18 x 54	162	21	\$1660
	9336P4F1H	36 x 18 x 54	180	25	\$1741
	9342P4F1H	42 x 18 x 54	198	29	\$1822
	Four fixed front drawers. Side-to-side hanging file bars and lock included. Shipped assembled in 1 carton.				

Required specifications

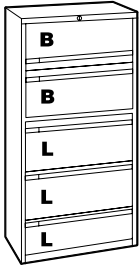
Paint finish



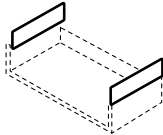
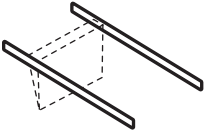
Optional specifications

Counterweight (recommended for freestanding applications; must be factory installed)
Key alike/key #

Accessories

Front-to-back file bars
Plate dividers

9300P - FIXED FRONT DRAWERS	MODEL #	DIMENSIONS	WT/LB.	CUBIC FT.	LIST PRICE
		W x D x H			
	9330P5F1H	30 x 18 x 65.25	215	26	\$2056
	9336P5F1H	36 x 18 x 65.25	245	30	\$2152
	9342P5F1H	42 x 18 x 65.25	275	35	\$2245
Four fixed front drawers plus top drawer with receding door and roll-out shelf. Side-to-side hanging file bars and lock included. Shipped assembled in 1 carton.					

9300P - LATERAL FILE ACCESSORIES					
 Extra Keys	EK91	-	0.01	0.1	\$13
	Set of two extra keys for 9300 Series lateral files. Specify core #. Key range W401-W550.				
	FBB	15.5 x - x -	1	0.1	\$24
	Set includes two bars. For use with 9300 series lateral files. Standard in EFC (environmentally friendly color - a variable charcoal-like color as a result of the use of recycled finishing materials). Black (BLK) is optional. <ul style="list-style-type: none">• Not recommended for “L” opening with receding door and roll-out shelves.				
 Plate Dividers	PD	13.25 x 0.01 x 7	3.15	0.31	\$45
	Three per package. For use with 9300 series lateral files. EFC (environmentally friendly color - a variable charcoal-like color as a result of the use of recycled finishing materials). Suitable for End Tab filing.				
 Side Adapters	EDPS	-	2.5	0.2	\$45
	One pair. For use with 9300 series lateral file binder height drawers only. EFC (environmentally friendly color - a variable charcoal-like color as a result of the use of recycled finishing materials). For two point suspension printout style binders. Must be used with side-to-side hanging file bars. One pair required for each drawer. <ul style="list-style-type: none">• Not recommended in receding door applications.				
 Side-to-Side Hanging File Bars	HFB30	27.21 x 0.37 x 1.31	4	0.17	\$44
	HFB36	33.21 x 0.37 x 1.31	4	0.2	\$44
	HFB42	39.21 x 0.37 x 1.31	4	0.23	\$44
	One pair. For use with 9300 series lateral files. EFC (environmentally friendly color - a variable charcoal-like color as a result of the use of recycled finishing materials). For 30”, 36” or 42” widths. Included in standard product. <ul style="list-style-type: none">• Use HFB30 for 30”W lateral files.• Use HFB36 for 36”W lateral files.• Use HFB42 for 42”W lateral files.				

Required specifications	Optional specifications	Accessories
Paint finish*	Counterweight (recommended for freestanding applications; must be factory installed)* Key alike/key # *	Front-to-back file bars* Plate dividers*



GENERAL INFORMATION

- Commercial quality lateral files.
- Keylock included with removable core.
- Lock bars on both sides of cabinet for increased security.
- Standard with counterweights.
- Leveling glides included.
- All drawer fronts feature a recessed angled full pull.
- 5 high lateral file - top opening has a receding door and roll-out shelf, four lower drawers have fixed fronts.
- Side-to-side hanging file bars are included and installed.
- Files bars can be positioned for letter/legal materials filing.
- All drawers feature ball bearing suspension.
- Coated with environmentally friendly, recyclable paint, electrostatically applied for a durable finish.
- Meets applicable ANSI/BIFMA standards.
- Canadian made with a Lifetime Warranty.
- Greenguard Certified.

CONSTRUCTION

- Fully welded seamless corners with internal steel corner gussets increase strength and rigidity.
- Key locks are random and cannot be specified.
- Positive interlocking system allows only one drawer to open at a time.
- Full extension ball bearing suspensions with a built-in feature to prevent drawer bounce back.
- Four adjustable leveling glides are easily accessible from inside or outside of the cabinet for quick and proper installation.
- Counterweights are included in 1 ½, 2, 3 and 4 high cabinets. 5 high cabinet is counterbalanced and does not need additional counterweights.
- Inside clearance of 12" openings is 11 ¼" high.

FINISHES

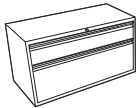
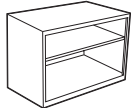




- MVL1900 lateral files are available in Black (BLK), Designer White (DWT), Grey (GRY) and Nevada (NEV) finishes.
- Available in all other Global standard colors at no upcharge, minimum order of 10 pieces. 3-week lead time.
- An upcharge of 10% will apply to Metallic, Mica, Tungsten and special White finishes.

ACCESSORIES


- Lateral file laminate top
- Low storage cushions for 1 ½" high units
- Mobile lateral kit
- Front-to-back file bars
- Side-to-side file bars
- Plate dividers
- Extra keys



SHIPPING

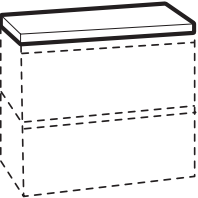
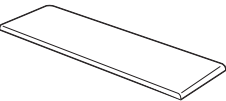
- MVL1900 lateral files are shipped fully assembled.

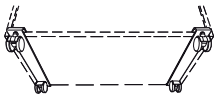
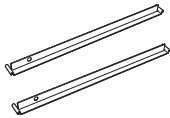
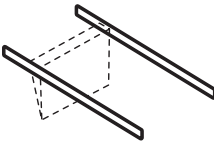
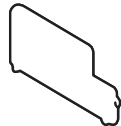

LATERAL FILES	MODEL #	DIMENSIONS	WEIGHT	VOLUME	LIST PRICE
	W x D x H				
	M1930PXB	30 x 19.25 x 21.25	117	9.5	\$876
	M1936PXB	36 x 19.25 x 21.25	127	11.25	\$910
1 1/2 Drawer High Lateral Cabinet	One 6" high fixed front drawer, one 12" high fixed front drawer. Inside drawer clearance: 5 1/8" high and 11 1/4" high respectively. Recessed angled full pulls. Side-to-side file bars, counterweights, levelers and lock included. Shipped assembled in 1 carton.				
	M19301XSN	30 x 19.25 x 21.25	50	9.5	\$587
	M19361XSN	36 x 19.25 x 21.25	56	11.25	\$630
1 1/2 Open Shelf	21 1/4" high open shelf, 18" high inside clearance with one 2-position adjustable shelf. Levelers included. Shipped assembled in 1 carton.				
	MVL1936P2	36 x 19.25 x 27.31	124	14.6	\$956
2 Drawer High Lateral Cabinet	36" wide. Two 12" opening fixed front drawers. Recessed angled full pulls. Side-to-side file bars, counterweights and lock included. Shipped assembled in 1 carton.				
	MVL1936P3	36 x 19.25 x 39.68	149	15.67	\$1323
3 Drawer High Lateral Cabinet	36" wide. Three 12" opening fixed front drawers. Recessed angled full pulls. Side-to-side file bars, counterweights and lock included. Shipped assembled in 1 carton.				
	MVL1936P4	36 x 19.25 x 52.06	179	20.88	\$1643
4 Drawer High Lateral Cabinet	36" wide. Four 12" opening fixed front drawers. Recessed angled full pulls. Side-to-side file bars, counterweights and lock included. Shipped assembled in 1 carton.				
	MVL1936P5	36 x 19.25 x 66.56	204	33.4	\$2176
5 Drawer High Lateral Cabinet	36" wide. Top opening has a 12" receding door and roll-out shelf. Four lower openings have 12" opening fixed front drawers. Recessed angled full pulls. Side-to-side file bars, counterweights and lock included. Shipped assembled in 1 carton.				

M MVL1900 LATERAL FILES

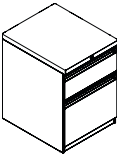
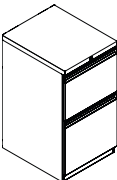

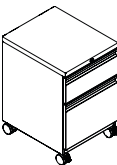

LATERAL FILES	MODEL #	DIMENSIONS W x D x H	WEIGHT	VOLUME	LIST PRICE
	MVL1936M2	36 x 19.25 x 30	130	14.77	\$1209
	36" wide. Consists of MVL1936P2 (Two Drawer High Lateral File) plus MVLMLK (Mobile Lateral Kit). Shipped assembled in 2 cartons.				

METAL BOOKCASES	MODEL #	DIMENSIONS W x D x H	WEIGHT	VOLUME	LIST PRICE
	MVLBC36-4	36 x 13 x 53.7	75	17.9	\$725
	4H all metal bookcase with three adjustable shelves and one fixed bottom shelf. Load capacity per shelf of 85 lbs evenly distributed. Shipped assembled in 1 carton.				
	MVLBC36-5	36 x 13 x 66.4	90	21.9	\$878
	5H all metal bookcase with four adjustable shelves and one fixed bottom shelf. Load capacity per shelf of 85 lbs evenly distributed. Shipped assembled in 1 carton.				

MVL1900 ACCESSORIES	MODEL #	DIMENSIONS W x D x H	WEIGHT	VOLUME	LIST PRICE
	ML7219LT	72 x 19.25 x 1	33	1.81	\$204
	ML6619LT	66 x 19.25 x 1	30	1.67	\$197
	ML6019LT	60 x 19.25 x 1	28	1.53	\$192
	ML3619LT	36 x 19.25 x 1	17	0.97	\$132
	ML3019LT	30 x 19.25 x 1	14	0.83	\$125
	Ships with double-sided tape to secure to 19.25"D MVL metal storage units. Shipped ready to assemble with storage unit in 1 carton. 60" for two 30"W units 66" for one 30"W and one 36"W units 72" for two 36"W units ML3619LT and ML3019LT for use with single 19.25"D storage units.				
	MVL1930C	30 x 19.25 x 2	9	1.3	\$250
	MVL1936C	36 x 19.25 x 2	11	2.6	\$286
	MVL1960C	60 x 19.25 x 2	16.5	2.6	\$460
	MVL1966C	66 x 19.25 x 2	13	5.2	\$496
	MVL1972C	72 x 19.25 x 2	19	2.4	\$532
	Cushions for 19.25"D low storage lateral files (M1930PXB, M1936PXB, M19301XSN and M19361XSN). Storage must have a finished laminate top to accept the cushion. Waterfall front and back edge, attaches with Velcro strips (supplied). Shipped assembled in 1 carton.				

MVL1900 ACCESSORIES	MODEL #	DIMENSIONS	WEIGHT	VOLUME	LIST PRICE
 Mobile Lateral Kit  Front-to-Back File Bars  Side-to-Side File Bars  Plate Dividers  Extra Key		W x D x H			
	MVLMK	20.9 x 2.5 x 3.9	6	0.17	\$253
	Use kit to convert MVL1936P2 (Two Drawer High Lateral File) to a mobile two high lateral file. Kit includes support rails and four casters. Shipped assembled in 1 carton.				
	MVLFBB	15.5 x 1 x 1	1	0.8	\$29
	Must be used in conjunction with MVLHFB36 (Side-to-Side File Bars). One pair. Shipped in 1 carton.				
	MVLHFB36	33.25 x 0.4 x 1.25	4	0.5	\$52
	Hanging file bars. One pair. Shipped in 1 carton.				
	MVLDP	13.25 x 0.01 x 7	4	0.5	\$52
	Three per package. EFC (environmentally friendly color - similar to Charcoal Grey due to the use of recycled powder). Shipped in 1 carton.				
	MVLEK	-	0.1	0.1	\$17
	Please specify key number at time of order. Key range W401-W550. Shipped in 1 carton.				

P PRIME PEDESTALS

PRIME - PEDESTALS		MODEL #	DIMENSIONS	WT/LB.	CUBIC FT.	LIST PRICE
	W x D x H					
	GUPFOB18P	15 x 18 x 20.8	52.4	4.2	\$560	
	GUPFOB22P	15 x 22 x 20.8	58.8	5	\$568	
	GUPFOB28P	15 x 28 x 20.8	68.7	6.3	\$689	
Box/File Pedestal		One box and one file drawer locking pedestal. Pencil tray included in top box drawer. Shipped assembled in 1 carton. <ul style="list-style-type: none">For mobile BF option, specify option W1 to add counterweight and non-locking casters - adds 0.5" to overall height. Add \$75.Counterweight required for freestanding, specify option W2. Add \$50.				
						
	GUPFOG18P	15 x 18 x 28.2	58.8	5.5	\$576	
	GUPFOG22P	15 x 22 x 28.2	65.3	6.6	\$585	
	GUPFOG28P	15 x 28 x 28.2	75.1	8.3	\$703	
File/File Pedestal*		Two file drawer locking pedestal. Top file drawer 11.2"H (interior 10.6"H), bottom file drawer 13.6"H (interior 12.5"H). When worksurface supporting option selected, unit includes pre-drilled top holes for attaching. Shipped assembled in 1 carton. <ul style="list-style-type: none">For mobile FF option, specify option W1 to add counterweight and non-locking casters - adds 0.5" to overall height. Add \$75.Counterweight required for freestanding, specify option W2. Add \$50.				
						
	GUPFSBG18P	15 x 18 x 28.2	67.5	5.5	\$576	
	GUPFSBG22P	15 x 22 x 28.2	75	6.6	\$585	
	GUPFSBG28P	15 x 28 x 28.2	86.8	8.3	\$703	
Box/Box/File Pedestal*		Two box and one file drawer locking pedestal. Top box drawer 4.8"H, middle box drawer 6.4"H, bottom file drawer 13.6"H (interior 12.5"H). Pencil tray included in top box drawer. When worksurface supporting option selected, unit includes pre-drilled top holes for attaching. Shipped assembled in 1 carton. <ul style="list-style-type: none">For mobile BBF option, specify option W1 to add counterweight and non-locking casters - adds 0.5" to overall height. Add \$75.Counterweight required for freestanding, specify option W2. Add \$50.				
PRIME - MOBILE PEDESTALS						
						
	GUPW0BF18P	15 x 18 x 23.3	73.5	4.6	\$906	
	GUPW0BF22P	15 x 22 x 23.3	79.1	5.6	\$912	
	GUPW0BF28P	15 x 28 x 23.3	87.7	7	\$1033	
Mobile Box/File Pedestal		One box and one file drawer locking mobile pedestal. Box drawer 6.4"H. Pencil tray included in top box drawer. 60mm casters, two locking and two non-locking. Shipped assembled in 1 carton.				
						
	GUPWSSF18P	15 x 18 x 26.5	82.9	5.2	\$801	
	GUPWSSF22P	15 x 22 x 26.5	89.3	6.3	\$809	
	GUPWSSF28P	15 x 28 x 26.5	99.2	7.9	\$930	
Mobile Box/Box/File Pedestal		Two box and one file drawer locking mobile pedestal. Box drawers 4.8"H, bottom file drawer 13.6"H (interior 12.5"H). Pencil tray included in top box drawer. 60mm casters, two locking and two non-locking. Shipped assembled in 1 carton.				

Required specifications






Paint finish
Worksurface supporting or freestanding*

Optional specifications

Key alike/key #
Counterweight (not on mobile pedestals)

Accessories

Extra or replacement keys, or keys + core available

9300 - FREESTANDING PEDESTALS		MODEL #	DIMENSIONS	WT/LB.	CUBIC FT.	LIST PRICE
			W x D x H			
		93FP19BFC	15 x 19 x 21.31	50	5.1	\$559
		93FP23BFC	15 x 23 x 21.31	55	6	\$566
		93FP29BFC	15 x 29 x 21.31	64	7.5	\$678
Box/File Pedestal	One box and one file drawer pedestal. All drawers locking. Pencil tray included in top box drawer. Freestanding , counterweight included.					
		93FP19BBFC	15 x 19 x 27.88	55	6.5	\$617
		93FP23BBFC	15 x 23 x 27.88	68	7.7	\$628
		93FP29BBFC	15 x 29 x 27.88	78	9.6	\$741
	Box/Box/File Pedestal	Two box and one file drawer pedestal. All drawers locking. Pencil tray included in top box drawer. Freestanding , counterweight included.				
		93FP19FFC	15 x 19 x 27.88	53	6.5	\$589
		93FP23FFC	15 x 23 x 27.88	60	7.7	\$597
		93FP29FFC	15 x 29 x 27.88	70	9.6	\$699
	File/File Pedestal	Two file drawer pedestal. All drawers locking. Freestanding , counterweight included.				
9300 - WORKSURFACE SUPPORTING PEDESTALS						
		93WP19BBFC	15 x 19 x 27.88	55	6.5	\$613
		93WP23BBFC	15 x 23 x 27.88	68	7.7	\$621
		93WP29BBFC	15 x 29 x 27.88	78	9.6	\$711
	Box/Box/File Pedestal	Two box and one file drawer pedestal. All drawers locking. Pencil tray included in top box drawer. Worksurface supporting includes mounting holes in tops.				
		93WP19FFC	15 x 19 x 27.88	53	6.5	\$582
		93WP23FFC	15 x 23 x 27.88	60	7.7	\$587
		93WP29FFC	15 x 29 x 27.88	70	9.6	\$700
	File/File Pedestal	Two file drawer pedestal. All drawers locking. Worksurface supporting , includes mounting holes in tops.				

Required specifications
Paint finish

Optional specifications
Key alike/key #

P 9300 PEDESTALS

9300 - MOBILE PEDESTALS

MODEL # DIMENSIONS WT/LB. CUBIC FT. LIST PRICE

W x D x H



Box/File Mobile Pedestal

93MP19BFC	15 x 19 x 21.88	66	5.2	\$659
93MP23BFC	15 x 23 x 21.88	72	6.2	\$681
93MP29BFC	15 x 29 x 21.88	92	7.6	\$730

One box and one file drawer mobile pedestal. All drawers locking. Pencil tray included in top box drawer. Casters preinstalled, non locking. Counterweight included. **Cannot be used as guest seating.**



Box/Box/File Mobile Pedestal

93MP19BBFC	15 x 19 x 27.94	76	6.5	\$695
93MP23BBFC	15 x 23 x 27.94	85	7.7	\$702
93MP29BBFC	15 x 29 x 27.94	94	9.6	\$757

Two box and one file drawer mobile pedestal. All drawers locking. Pencil tray included in top box drawer. Casters preinstalled, non locking. Counterweight included. **Cannot be used as guest seating.**








File/File Mobile Pedestal

93MP19FFC	15 x 19 x 27.94	73	6.5	\$654
93MP23FFC	15 x 23 x 27.94	81	7.7	\$681
93MP29FFC	15 x 29 x 27.94	90	9.6	\$748

Two file drawer mobile pedestal. All drawers locking. Casters preinstalled, non locking. Counterweight included. **Cannot be used as guest seating.**

Required specifications
Paint finish

Optional specifications
Key alike/key #

9300P - FREESTANDING PEDESTALS		MODEL #	DIMENSIONS	WT/LB.	CUBIC FT.	LIST PRICE
			W x D x H			
		93FP19BFP	15 x 19 x 21.31	50	5.1	\$524
		93FP23BFP	15 x 23 x 21.31	55	6	\$531
		93FP29BFP	15 x 29 x 21.31	64	7.5	\$642
Box/File Pedestal, Full Pull		One box and one file drawer pedestal. All drawers locking. Pencil tray included in top box drawer. Freestanding , counterweight included.				
						
		93FP19BBFP	15 x 19 x 27.88	55	6.5	\$568
		93FP23BBFP	15 x 23 x 27.88	68	7.7	\$578
		93FP29BBFP	15 x 29 x 27.88	78	9.6	\$692
Box/Box/File Pedestal, Full Pull		Two box and one file drawer pedestal. All drawers locking. Pencil tray included in top box drawer. Freestanding , counterweight included.				
						
		93FP19FFP	15 x 19 x 27.88	53	6.5	\$547
		93FP23FFP	15 x 23 x 27.88	60	7.7	\$554
		93FP29FFP	15 x 29 x 27.88	70	9.6	\$656
File/File Pedestal, Full Pull		Two file drawer pedestal. All drawers locking. Freestanding , counterweight included.				
9300P - WORKSURFACE SUPPORTING PEDESTALS						
						
		93WP19BBFP	15 x 19 x 27.88	55	6.5	\$563
		93WP23BBFP	15 x 23 x 27.88	68	7.7	\$571
		93WP29BBFP	15 x 29 x 27.88	78	9.6	\$662
Box/Box/File Pedestal, Full Pull		Two box and one file drawer pedestal. All drawers locking. Pencil tray included in top box drawer. Worksurface supporting , includes mounting holes in tops.				
						
		93WP19FFP	15 x 19 x 27.88	53	6.5	\$540
		93WP23FFP	15 x 23 x 27.88	60	7.7	\$545
		93WP29FFP	15 x 29 x 27.88	70	9.6	\$658
File/File Pedestal, Full Pull		Two file drawer pedestal. All drawers locking. Worksurface supporting , includes mounting holes in tops.				

Required specifications
Paint finish

Optional specifications
Key alike/key #

P 9300P PEDESTALS

9300P - MOBILE PEDESTALS

MODEL # DIMENSIONS WT/LB. CUBIC FT. LIST PRICE

W x D x H



Box/File Mobile Pedestal, Full Pull

93MP19BFP	15 x 19 x 21.88	66	5.2	\$624
93MP23BFP	15 x 23 x 21.88	72	6.2	\$646
93MP29BFP	15 x 29 x 21.88	92	7.6	\$694

One box and one file drawer mobile pedestal. All drawers locking. Pencil tray included in top box drawer. Casters preinstalled, non locking. Counterweight included. **Cannot be used as guest seating.**



Box/Box/File Mobile Pedestal, Full Pull

93MP19BBFP	15 x 19 x 27.94	76	6.5	\$646
93MP23BBFP	15 x 23 x 27.94	85	7.7	\$653
93MP29BBFP	15 x 29 x 27.94	94	9.6	\$708

Two box and one file drawer mobile pedestal. All drawers locking. Pencil tray included in top box drawer. Casters preinstalled, non locking. Counterweight included. **Cannot be used as guest seating.**



File/File Mobile Pedestal, Full Pull

93MP19FFP	15 x 19 x 27.94	73	6.5	\$612
93MP23FFP	15 x 23 x 27.94	81	7.7	\$638
93MP29FFP	15 x 29 x 27.94	90	9.6	\$706

Two file drawer mobile pedestal. All drawers locking. Casters preinstalled, non locking. Counterweight included. **Cannot be used as guest seating.**

Required specifications
Paint finish

Optional specifications
Key alike/key #



GENERAL INFORMATION

- Commercial quality pedestals.
- To be used under a worksurface. May be used in a worksurface supporting application.
- Keylock included with removable core.
- All drawer fronts feature a recessed angled full pull.
- Leveling glides included except on mobile units.
- Box/box/file and file/file models are available.
- Box/box/file and box/file configurations come with one pencil tray.
- Side-to-side hanging file bars are included in file drawers.
- All drawers feature ball bearing suspension.
- Pedestals are 23"D, 27 5/8"H and 15"W.
- Coated with environmentally friendly, recyclable paint, electrostatically applied for a durable finish.
- Meets applicable ANSI/BIFMA standards.
- Canadian made with a Lifetime Warranty.
- Greenguard Certified.

CONSTRUCTION

- Wrap around corners.
- High side walls to accommodate hanging file folders.
- Locks are standard and have removable cores.
- Key locks are random and cannot be specified.
- Four adjustable leveling glides are easily accessible from inside or outside of the pedestal for quick and proper installation.







FINISHES



- MVLPED pedestals are available in Black (BLK), Designer White (DWT), Grey (GRY) and Nevada (NEV) finishes.
- Available in all other Global standard colors at no upcharge, minimum order of 10 pieces. 3-week lead time.
- An upcharge of 10% will apply to Metallic, Mica, Tungsten and special White finishes.

SHIPPING

- MVLPED pedestals are shipped fully assembled.

M MVLPED PEDESTALS

PEDESTALS		MODEL #	DIMENSIONS	WEIGHT	VOLUME	LIST PRICE
	Box/Box/File Pedestal	W x D x H				
		MVLW23BBF	15 x 23 x 27.62	84	7	\$507
		23" deep. Two box drawers and one file drawer. Suitable for under worksurface use in both surface supporting and non-weight bearing applications. Recessed angled full pulls. Leveling glides. Ball bearing suspension. Includes pencil tray. Lock mounted on right-hand side. Top has four predrilled holes for attaching to worksurface. Shipped assembled in 1 carton.				
	File/File Pedestal	MVLW23FF	15 x 23 x 27.62	84	7	\$493
		23" deep. Two file drawers. Suitable for under worksurface use in both surface supporting and non-weight bearing applications. Recessed angled full pulls. Leveling glides. Ball bearing suspension. Lock mounted on right-hand side. Top has four predrilled holes for attaching to worksurface. Shipped assembled in 1 carton.				
MOBILE PEDESTALS						
	Box/File Mobile Pedestal	MVL19BF	15 x 18.5 x 23.13	54	4.5	\$613
		19" deep. One box drawer and one file drawer. Recessed angled full pulls. Four hooded casters included. Ball bearing drawer suspension. Includes pencil tray and one set of side-to-side file bars. Counterweight included. Lock mounted on right-hand side. Cushion sold separately, see MVL19C (below). Shipped assembled in 1 carton.				
	Cushion for Box/File Mobile Pedestal	MVL19C	15 x 18.5 x 2.5	4	1.1	\$138
		Cushion for MVL19BF (above). Attaches to mobile pedestal with Velcro strips (supplied). Shipped in 1 carton.				
		In seating applications, weight capacity for this series is 300 lbs.				
	Box/File Mobile Pedestal	MVL23BF	15 x 22.5 x 23.13	58	5.4	\$638
		23" deep. One box drawer and one file drawer. Recessed angled full pulls. Four hooded casters included. Ball bearing drawer suspension. Includes pencil tray and one set of side-to-side file bars. Counterweight included. Lock mounted on right-hand side. Cushion sold separately, see MVL23C (below). Shipped assembled in 1 carton.				
	Cushion for Box/File Mobile Pedestal	MVL23C	15 x 22.5 x 2.5	5	1.1	\$169
		Cushion for MVL23BF (above). Attaches to mobile pedestal with Velcro strips (supplied). Shipped in 1 carton.				
		In seating applications, weight capacity for this series is 300 lbs.				

MOBILE PEDESTALS	MODEL #	DIMENSIONS	WEIGHT	VOLUME	LIST PRICE
<div><p>Box/Box/File Mobile Pedestal</p></div>	W x D x H				
	MVLM23BBF	15 x 22.62 x 27.87	75	5.5	\$639
<div><p>File/File Mobile Pedestal</p></div>	23" deep. Two box drawers drawers and one file drawer. Recessed angled full pulls. Includes one pencil tray. Lock mounted on the right-hand side. Concealer casters. Counterweight included. Shipped assembled in 1 carton.				
	MVLM23FF	15 x 22.62 x 27.87	72	5.5	\$625
	23" deep. Two file drawers. Recessed angled full pulls. Lock mounted on the right-hand side. Concealer casters. Counterweight included. Shipped assembled in 1 carton.				

GENERAL INFORMATION

- Comprehensive range of personal storage in a variety of sizes and configurations starting at:
 - 35"H single column widths up to 72"H triple column widths
 - In widths of 12", 15", 18", 24", 30", 36" and 42" depending on configuration
- Configurations include units with 1, 2, 3, 4, 6, 8, 9 or 12 individual compartments depending on size.
- Lockers provide individual storage solutions for personal and work-related materials. Extensive range of configurations and aesthetic choices available to complement any space plan; in personal or shared workspaces, providing flexibility, convenience and security. Ideal for flex spaces and hybrid work schedules; can be used to help define space in an open area or a bank along a wall, or used as barriers between work areas and to help guide workplace foot traffic flow.
- Painted metal case available with door front options available in painted metal or thermally fused laminate to add warmth and complement desking products or millwork.
- Multiple door pull options including integrated full metal pulls or applied pulls to match Global desking series to seamlessly integrate with any existing products to customize the overall aesthetic.
- Digital keyless lock options with keypad entry, programmable for "assigned" or single use "hotelling" applications. Be sure to specify master programming key and manager key(s) for each installation site.
- Inside access to leveling glides for ease of installation.
- Optional angle tops available to convert a standard flat top locker to one with a sloped top.
- Angle tops are 5" high and can be added to any Prime locker.
- Units are ship fully assembled.

CONSTRUCTION SPECIFICATIONS

- Steel case construction of top and bottom, back and sides are 20 gauge flanged steel.
 - Welded case is reinforced with 20 gauge steel horizontal and vertical channels to ensure strength.
 - Weld nuts at the base for attachment of adjustable glides.
 - Steel doors are constructed of 22 gauge flanged steel and reinforced with 22 gauge steel vertical braces.
 - Full overlay hinged doors with 110° opening angle.
 - Laminate doors are thermally fused laminate with 1mm matching edgeband around perimeter.
 - Double and triple column lockers have vertical dividers constructed of double wall 20 gauge steel fastened to the base and top.
 - Meets applicable ANSI/BIFMA standards for optimum durability and performance.
- Note:** All **12", 15" or 18" wide lockers must be ganged** to another locker or anchored to a fixed wall or adjacent cabinet for compliance with applicable ANSI/BIFMA X5.6 storage standards. Ganging instructions are available separately.

PRODUCT CODE BREAKDOWN

Example 1: **GUTSS** | 4 | 72 | S | 15 | L | P

GUTSS - indicates locker, single column

6th position # - indicates row count (horizontal division of column)

- 1** = single row (1 high)
- 2** = two rows (2 high)
- 3** = three rows (3 high)
- 4** = four rows (4 high)

7th and 8th position # - indicates overall nominal height

S - indicates 18" overall depth

10th and 11th position # - indicates overall width

L or **R** - indicates doors installed for left or right hand hinge

Note: Handedness is determined by the location of the hinges on the door

Last character indicates door front style:

- P** - full pull
- M** - flat metal front, handle style optional
- L** - laminate front, handle style optional

Example 2: **GUTDS** | F | 1 | 54 | S | 24 | L | M

Example 3: **GUTTS** | F | 4 | 72 | S | 36 | R | L

GUTDS - indicates locker, double column

GUTTS - indicates locker, triple column

F - indicates freestanding, applicable to double and triple column lockers

7th position # - indicates row count (horizontal division of column)

- 1** = single row (1 high)
- 2** = two rows (2 high)
- 3** = three rows (3 high)
- 4** = four rows (4 high)

8th and 9th position # - indicates overall nominal height

S - indicates 18" overall depth

11th and 12th position # - indicates overall width

L or **R** - indicates doors installed for left or right hand hinge

Note: Handedness is determined by the location of the hinges on the door

Last character indicates door front style:

- P** - full pull
- M** - flat metal front, handle style optional
- L** - laminate front, handle style optional

SPECIFICATION OPTIONS:**FINISH OPTIONS**

- Specify finish for case and doors separately.
- Steel case and doors are finished in an environmentally friendly electrostatically applied powder coat solution - a superior durable and lasting finish.
- Specify laminate finish for laminate fronts.
- Specify handle for models ending in **M** (flat front metal) or **L** (laminate front)

Painted steel case and door finish options:

BLK	Black	NEV	Nevada
BNE	Bone	OYS	Oyster
BGR	Business Grey	SKY	Sky
CHR	Charcoal	SIL	Silver
CLT	Claret	STN	Stone
DPT	Desert Putty	SGR	Storm Grey
DWT	Designer White	TSA	Tahiti Sand
FOG	Fog	TPE	Taupe
GRY	Grey	TUN	Tungsten (add 10% upcharge)
ICE	Ice	WIL	Willow
IVR	Ivory	BKC	Black Coffee Textured
LGR	Light Grey	BZD	Blizzard Textured
MET	Metro	DCH	Dark Chocolate Textured
MOS	Moss	MCH	Mocha Textured
NAV	Navy	SDT	Stonedust Textured

Thermally fused laminate door front finish options:

ACJ	Absolute Acajou	FCL	First Class
ASN	Asian Night	NBL	Noce Biondo
AWC	Avant Cherry	NGL	Noce Grigio
AWH	Avant Honey	NEL	Noce Leggero
BLK	Black	NML	Noce Medio
BZD	Blizzard	QTM	Quartered Mahogany
BRC	Brushed Cobalt	SBY	Sheer Beauty
CMB	Clear Maple	SDT	Stondust
CGY	Custom Grey	SOG	Storm Grey
DES	Dark Espresso	WHE	Walnut Heights
DWT	Designer White	WHC	White Chocolate
FAS	Fashionista	WCR	Winter Cherry

PULLS

For models ending in **P** (full pull)

No handle option (default)

Hasp lock for user supplied padlock is not optional

Digital keyless entry, keypad style lock is not optional

For models ending in **M** (flat front metal) or **L** (laminate front)

R - Bar handle, Black

Q - Bar handle, Silver

G - Bridges BRH1B, Black

B - Bridges BRH1, anodized aluminum

P - Bridges BRH2, anodized aluminum

O - Crescent handle, Black

Z - Dimpled handle, Nickel

X - Flared handle, Black

W - Flared handle, Brass

S - Flared handle, Silver

U - Square edge handle, Black

V - Square edge handle, Silver

L - Hasp lock, no handle

Add \$50 list upcharge per opening, lock will default to option **KHS**.

K - Digital lock (includes handle) keypad entry with "assigned" (**KDA**) or "shared" (**KDS**) mode. **Add \$270** per opening.



V square edge Silver



Q bar Silver



S flared Silver



U square edge matte Black



R bar Black



W flared Brass



O crescent Black



Z dimpled matte Nickel



X flared matte Black



G Bridges BRH1B, Black



B Bridges BRH1
anodized aluminum



P Bridges BRH2
anodized aluminum

Note: Unless noted otherwise, handles are from the Zira desking series.

LOCK

The following options are available for units with full pull or when applied pull is selected:

NLK - No lock

KRM - Key random

KLP - Key list provided, cores shipped separately

Notes:

- When **K** pull option is specified for digital lock, select lock option:

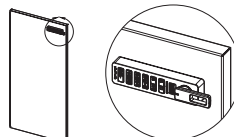
KDA for assigned mode

KDS for shared mode

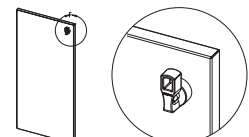
Lock position is the same as for cam lock (see page 31), hardware mounted horizontally.

Be sure to specify Digilock program and manager keys separately (one program key and at least one manager key is required per install). Refer to page 50.

- For models ending in **P** (full pull), lock position is the same as for cam lock (see page 31) but within the full pull fold.
- For hasp lock (**L**) option, same position as Digilock option.



Digilock shown on left hand hinge door



Hasp lock shown on left hand hinge door

VENTILATION

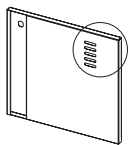
- Applicable only for lockers with metal doors (models ending in **P** and **M**), at no upcharge. Ventilation options are not available for products with laminate fronts.

N - None

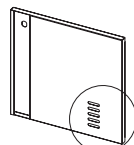
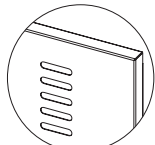
U - Upper position on door front

L - Lower position on door front

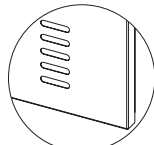
B - Both upper and lower positions on door front



Full pull door with vents on upper side



Full pull door with vents on the lower side

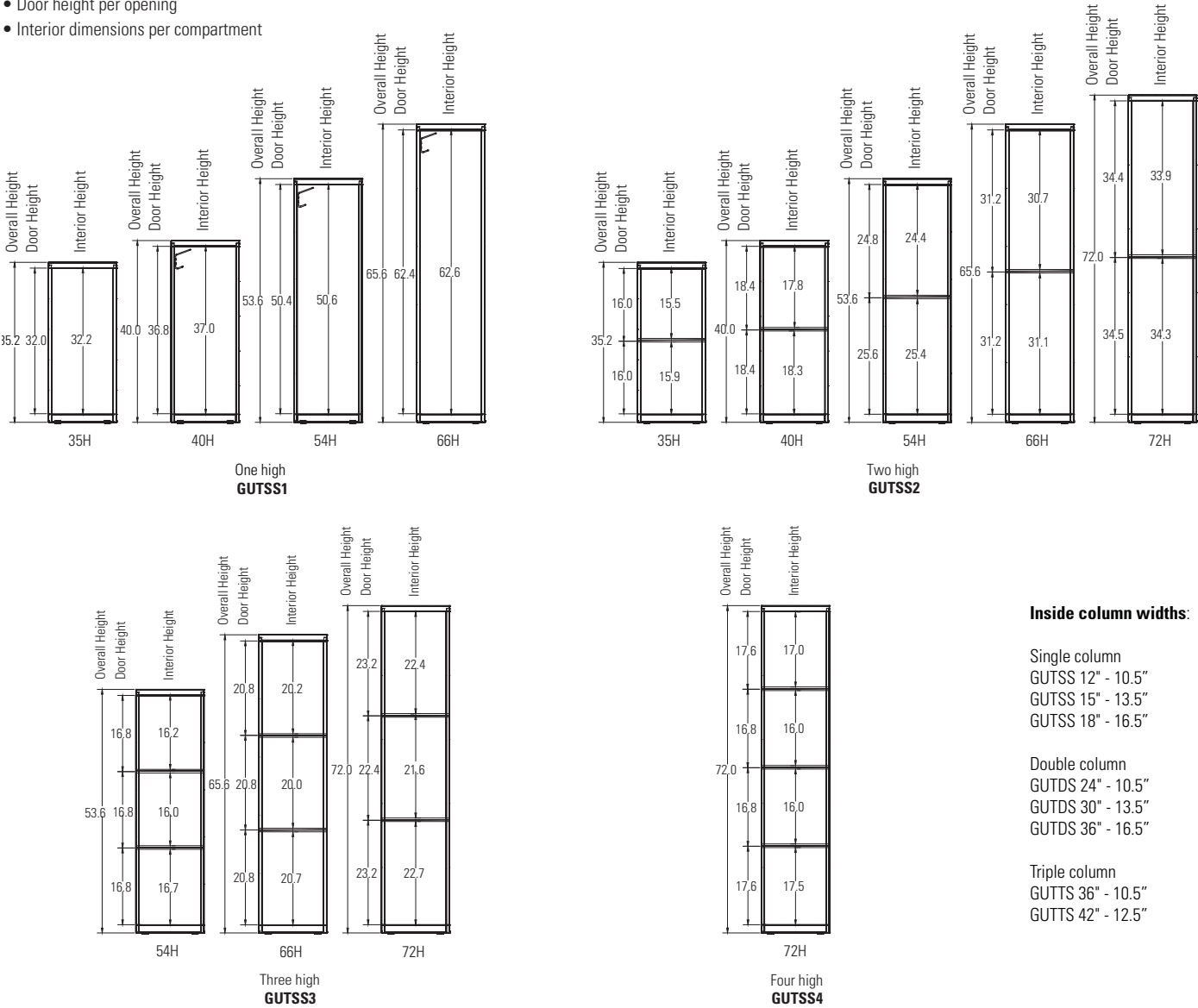


GANGING

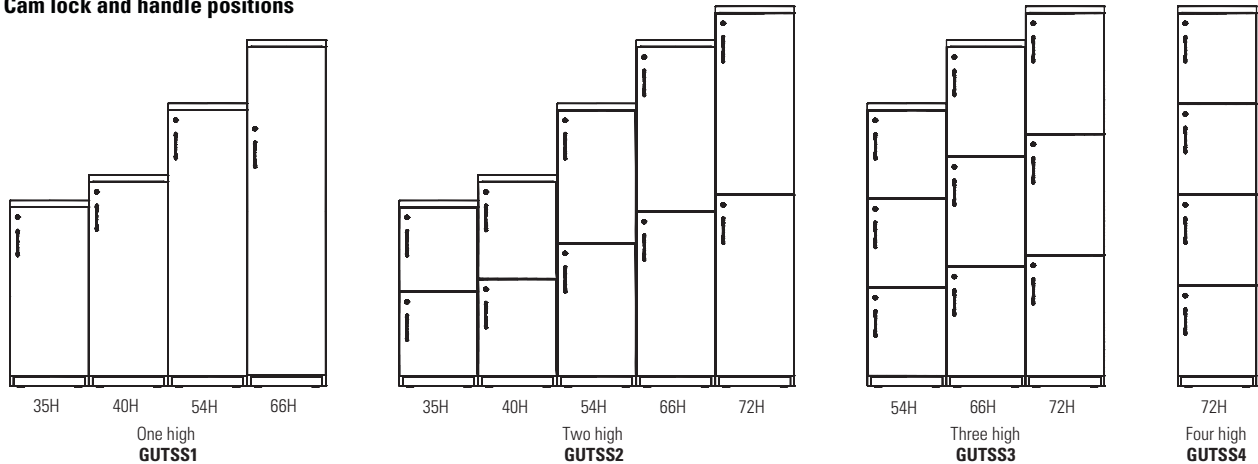
- All **12", 15" and 18" wide lockers must be ganged** to another locker or anchored to a fixed wall or adjacent cabinet to be compliant with applicable ANSI/BIFMA X5.6 storage standards. Use #8 or # 10 self-tapping screws to join units through the frame holes at the frame location where there is a double wall to ensure the screw tips are protected inside the frame. Self-tapping screws are to be provided by the installation company. Ganging instructions with imagery available online.

ELEVATION SPECIFICS

- Overall locker height (for single, double and triple column locker configurations)
- Door height per opening
- Interior dimensions per compartment



Cam lock and handle positions



P PRIME PERSONAL LOCKERS

ONE HIGH - SINGLE COLUMN, SINGLE ROW	MODEL #	DIMENSIONS	WT/LB.	CUBIC FT.	LIST PRICE
--------------------------------------	---------	------------	--------	-----------	------------

W x D x H

Full pull ⁽²⁾

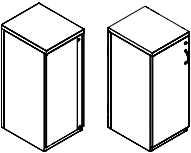
GUTSS135S12LP / RP	12 x 18 x 35.2	42	5.6	\$1179
GUTSS135S15LP / RP	15 x 18 x 35.2	47.3	6.8	\$1252
GUTSS135S18LP / RP	18 x 18 x 35.2	52.5	8.1	\$1324

Flat metal front ⁽¹⁾⁽²⁾

GUTSS135S12LM / RM	12 x 18 x 35.2	42	5.6	\$1203
GUTSS135S15LM / RM	15 x 18 x 35.2	47.3	6.8	\$1276
GUTSS135S18LM / RM	18 x 18 x 35.2	52.5	8.1	\$1348

Laminate front ⁽¹⁾

GUTSS135S12LL / RL	12 x 18 x 35.2	42	5.6	\$1287
GUTSS135S15LL / RL	15 x 18 x 35.2	47.3	6.8	\$1369
GUTSS135S18LL / RL	18 x 18 x 35.2	52.5	8.1	\$1451



Left hand shown

One High, Single Column Locker - 35"H

- Select suffix **(LP)** for **left** hand / **(RP)** for **right** hand opening with full pull.
- Select suffix **(LM)** for **left** hand / **(RM)** for **right** hand opening with flat metal front.
- Select suffix **(LL)** for **left** hand / **(RL)** for **right** hand opening with laminate front.
- 12", 15" and 18" wide lockers to be ganged or anchored for compliance with ANSI/BIFMA X5.6 storage standards.

Full pull ⁽²⁾

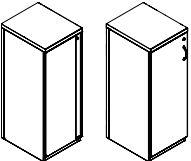
GUTSS140S12LP / RP	12 x 18 x 40	43.5	6.3	\$1245
GUTSS140S15LP / RP	15 x 18 x 40	48.5	7.7	\$1291
GUTSS140S18LP / RP	18 x 18 x 40	53.6	9.1	\$1344

Flat metal front ⁽¹⁾⁽²⁾

GUTSS140S12LM / RM	12 x 18 x 40	43.5	6.3	\$1269
GUTSS140S15LM / RM	15 x 18 x 40	48.5	7.7	\$1315
GUTSS140S18LM / RM	18 x 18 x 40	53.6	9.1	\$1368

Laminate front ⁽¹⁾

GUTSS140S12LL / RL	12 x 18 x 40	43.5	6.3	\$1360
GUTSS140S15LL / RL	15 x 18 x 40	48.5	7.7	\$1400
GUTSS140S18LL / RL	18 x 18 x 40	53.6	9.1	\$1506



Left hand shown

One High, Single Column Locker - 40"H

- Select suffix **(LP)** for **left** hand / **(RP)** for **right** hand opening with full pull.
- Select suffix **(LM)** for **left** hand / **(RM)** for **right** hand opening with flat metal front.
- Select suffix **(LL)** for **left** hand / **(RL)** for **right** hand opening with laminate front.
- 12", 15" and 18" wide lockers to be ganged or anchored for compliance with ANSI/BIFMA X5.6 storage standards.

Required specifications

- Case finish (paint)
- Door front finish (paint or laminate)
- Pull ⁽¹⁾
- Lock

Optional specifications

- Ventilation ⁽²⁾

Refer to specification options on page 29 for applicable options and upcharges.
When ordering digital lock, be sure to order program and manager keys (see notes on page 29 for more information).

ONE HIGH - SINGLE COLUMN, SINGLE ROW

MODEL

DIMENSIONS

WT/LB.

CUBIC FT.

LIST PRICE

W x D x H

Full pull ⁽²⁾

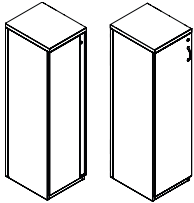
GUTSS154S12LP / RP	12 x 18 x 53.6	58	8.4	\$1439
GUTSS154S15LP / RP	15 x 18 x 53.6	64.8	10.3	\$1494
GUTSS154S18LP / RP	18 x 18 x 53.6	71.6	12.1	\$1567

Flat metal front ⁽¹⁾⁽²⁾

GUTSS154S12LM / RM	12 x 18 x 53.6	58	8.4	\$1463
GUTSS154S15LM / RM	15 x 18 x 53.6	64.8	10.3	\$1518
GUTSS154S18LM / RM	18 x 18 x 53.6	71.6	12.1	\$1591

Laminate front ⁽¹⁾

GUTSS154S12LL / RL	12 x 18 x 53.6	58	8.4	\$1638
GUTSS154S15LL / RL	15 x 18 x 53.6	64.8	10.3	\$1701
GUTSS154S18LL / RL	18 x 18 x 53.6	71.6	12.1	\$1786



Left hand shown

One High, Single Column Locker - 54"H

- Select suffix **(LP)** for **left** hand / **(RP)** for **right** hand opening with full pull.
- Select suffix **(LM)** for **left** hand / **(RM)** for **right** hand opening with flat metal front.
- Select suffix **(LL)** for **left** hand / **(RL)** for **right** hand opening with laminate front.
- 12", 15" and 18" wide lockers to be ganged or anchored for compliance with ANSI/BIFMA X5.6 storage standards.

Full pull ⁽²⁾

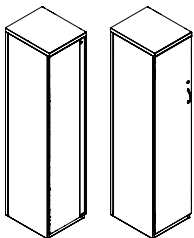
GUTSS166S12LP / RP	12 x 18 x 65.6	71.5	10.2	\$1619
GUTSS166S15LP / RP	15 x 18 x 65.6	79.9	12.5	\$1681
GUTSS166S18LP / RP	18 x 18 x 65.6	88.2	14.8	\$1765

Flat metal front ⁽¹⁾⁽²⁾

GUTSS166S12LM / RM	12 x 18 x 65.6	71.5	10.2	\$1643
GUTSS166S15LM / RM	15 x 18 x 65.6	79.9	12.5	\$1705
GUTSS166S18LM / RM	18 x 18 x 65.6	88.2	14.8	\$1789

Laminate front ⁽¹⁾

GUTSS166S12LL / RL	12 x 18 x 65.6	71.5	10.2	\$1800
GUTSS166S15LL / RL	15 x 18 x 65.6	79.9	12.5	\$1833
GUTSS166S18LL / RL	18 x 18 x 65.6	88.2	14.8	\$1955



Left hand shown

One High, Single Column Locker - 66"H

- Select suffix **(LP)** for **left** hand / **(RP)** for **right** hand opening with full pull.
- Select suffix **(LM)** for **left** hand / **(RM)** for **right** hand opening with flat metal front.
- Select suffix **(LL)** for **left** hand / **(RL)** for **right** hand opening with laminate front.
- 12", 15" and 18" wide lockers to be ganged or anchored for compliance with ANSI/BIFMA X5.6 storage standards.

Required specifications

Case finish (paint)
Door front finish (paint or laminate)
Pull ⁽¹⁾
Lock

Optional specifications

Ventilation ⁽²⁾

Refer to specification options on page 29 for applicable options and upcharges.

When ordering digital lock, be sure to order program and manager keys (see notes on page 29 for more information).

P PRIME PERSONAL LOCKERS

TWO HIGH - SINGLE COLUMN, TWO ROWS

MODEL

DIMENSIONS

WT/LB.

CUBIC FT.

LIST PRICE

W x D x H

Full pull ⁽²⁾

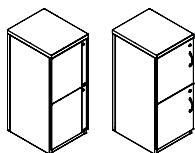
GUTSS235S12LP / RP	12 x 18 x 35.2	38.8	5.6	\$1569
GUTSS235S15LP / RP	15 x 18 x 35.2	48.5	6.8	\$1653
GUTSS235S18LP / RP	18 x 18 x 35.2	53.8	8.1	\$1737

Flat metal front ⁽¹⁾⁽²⁾

GUTSS235S12LM / RM	12 x 18 x 35.2	38.8	5.6	\$1617
GUTSS235S15LM / RM	15 x 18 x 35.2	48.5	6.8	\$1701
GUTSS235S18LM / RM	18 x 18 x 35.2	53.8	8.1	\$1785

Laminate front ⁽¹⁾

GUTSS235S12LL / RL	12 x 18 x 35.2	38.8	5.6	\$1688
GUTSS235S15LL / RL	15 x 18 x 35.2	48.5	6.8	\$1788
GUTSS235S18LL / RL	18 x 18 x 35.2	53.8	8.1	\$1887



Left hand shown

Two High, Single Column Locker - 35"H

- Select suffix **(LP)** for **left** hand / **(RP)** for **right** hand opening with full pull.
- Select suffix **(LM)** for **left** hand / **(RM)** for **right** hand opening with flat metal front.
- Select suffix **(LL)** for **left** hand / **(RL)** for **right** hand opening with laminate front.
- 12", 15" and 18" wide lockers to be ganged or anchored for compliance with ANSI/BIFMA X5.6 storage standards.

Full pull ⁽²⁾

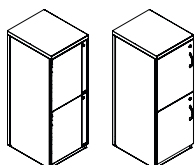
GUTSS240S12LP / RP	12 x 18 x 40	42.4	6.3	\$1615
GUTSS240S15LP / RP	15 x 18 x 40	53	7.7	\$1704
GUTSS240S18LP / RP	18 x 18 x 40	58.7	9.1	\$1793

Flat metal front ⁽¹⁾⁽²⁾

GUTSS240S12LM / RM	12 x 18 x 40	42.4	6.3	\$1663
GUTSS240S15LM / RM	15 x 18 x 40	53	7.7	\$1752
GUTSS240S18LM / RM	18 x 18 x 40	58.7	9.1	\$1841

Laminate front ⁽¹⁾

GUTSS240S12LL / RL	12 x 18 x 40	42.4	6.3	\$1747
GUTSS240S15LL / RL	15 x 18 x 40	53	7.7	\$1851
GUTSS240S18LL / RL	18 x 18 x 40	58.7	9.1	\$1955



Left hand shown

Two High, Single Column Locker - 40"H

- Select suffix **(LP)** for **left** hand / **(RP)** for **right** hand opening with full pull.
- Select suffix **(LM)** for **left** hand / **(RM)** for **right** hand opening with flat metal front.
- Select suffix **(LL)** for **left** hand / **(RL)** for **right** hand opening with laminate front.
- 12", 15" and 18" wide lockers to be ganged or anchored for compliance with ANSI/BIFMA X5.6 storage standards.

Required specifications

Case finish (paint)
Door front finish (paint or laminate)
Pull ⁽¹⁾
Lock

Optional specifications

Ventilation ⁽²⁾

Refer to specification options on page 29 for applicable options and upcharges.

When ordering digital lock, be sure to order program and manager keys (see notes on page 29 for more information).

TWO HIGH - SINGLE COLUMN, TWO ROWS

MODEL

DIMENSIONS

WT/LB.

CUBIC FT.

LIST PRICE

W x D x H

Full pull ⁽²⁾

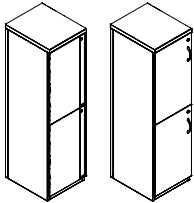
GUTSS254S12LP / RP	12 x 18 x 53.6	58.4	8.4	\$1732
GUTSS254S15LP / RP	15 x 18 x 53.6	73	10.3	\$1830
GUTSS254S18LP / RP	18 x 18 x 53.6	81	12.1	\$1923

Flat metal front ⁽¹⁾⁽²⁾

GUTSS254S12LM / RM	12 x 18 x 53.6	58.4	8.4	\$1780
GUTSS254S15LM / RM	15 x 18 x 53.6	73	10.3	\$1878
GUTSS254S18LM / RM	18 x 18 x 53.6	81	12.1	\$1971

Laminate front ⁽¹⁾

GUTSS254S12LL / RL	12 x 18 x 53.6	58.4	8.4	\$1892
GUTSS254S15LL / RL	15 x 18 x 53.6	73	10.3	\$2009
GUTSS254S18LL / RL	18 x 18 x 53.6	81	12.1	\$2131



Left hand shown

Two High, Single Column Locker - 54"H

- Select suffix **(LP)** for **left** hand / **(RP)** for **right** hand opening with full pull.
- Select suffix **(LM)** for **left** hand / **(RM)** for **right** hand opening with flat metal front.
- Select suffix **(LL)** for **left** hand / **(RL)** for **right** hand opening with laminate front.
- 12", 15" and 18" wide lockers to be ganged or anchored for compliance with ANSI/BIFMA X5.6 storage standards.

Full pull ⁽²⁾

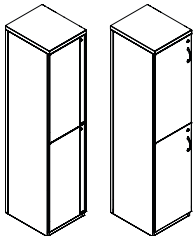
GUTSS266S12LP / RP	12 x 18 x 65.6	67.3	10.2	\$1896
GUTSS266S15LP / RP	15 x 18 x 65.6	84.1	12.5	\$1975
GUTSS266S18LP / RP	18 x 18 x 65.6	93.1	14.8	\$2051

Flat metal front ⁽¹⁾⁽²⁾

GUTSS266S12LM / RM	12 x 18 x 65.6	67.3	10.2	\$1944
GUTSS266S15LM / RM	15 x 18 x 65.6	84.1	12.5	\$2023
GUTSS266S18LM / RM	18 x 18 x 65.6	93.1	14.8	\$2099

Laminate front ⁽¹⁾

GUTSS266S12LL / RL	12 x 18 x 65.6	67.3	10.2	\$2145
GUTSS266S15LL / RL	15 x 18 x 65.6	84.1	12.5	\$2186
GUTSS266S18LL / RL	18 x 18 x 65.6	93.1	14.8	\$2215



Left hand shown

Two High, Single Column Locker - 66"H

- Select suffix **(LP)** for **left** hand / **(RP)** for **right** hand opening with full pull.
- Select suffix **(LM)** for **left** hand / **(RM)** for **right** hand opening with flat metal front.
- Select suffix **(LL)** for **left** hand / **(RL)** for **right** hand opening with laminate front.
- 12", 15" and 18" wide lockers to be ganged or anchored for compliance with ANSI/BIFMA X5.6 storage standards.

Required specifications

Case finish (paint)
Door front finish (paint or laminate)
Pull ⁽¹⁾
Lock

Optional specifications

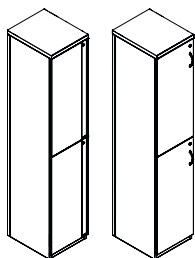
Ventilation ⁽²⁾

Refer to specification options on page 29 for applicable options and upcharges.

When ordering digital lock, be sure to order program and manager keys (see notes on page 29 for more information).

P PRIME PERSONAL LOCKERS

TWO HIGH - SINGLE COLUMN, TWO ROWS



Left hand shown

Two High, Single Column Locker - 72"H

MODEL

DIMENSIONS

WT/LB.

CUBIC FT.

LIST PRICE

W x D x H

Full pull ⁽²⁾

GUTSS272S12LP / RP	12 x 18 x 72	72	11.2	\$1919
GUTSS272S15LP / RP	15 x 18 x 72	90	13.7	\$2026
GUTSS272S18LP / RP	18 x 18 x 72	99.6	16.2	\$2134

Flat metal front ⁽¹⁾⁽²⁾

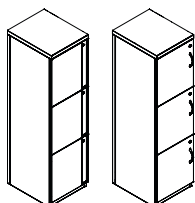
GUTSS272S12LM / RM	12 x 18 x 72	72	11.2	\$1967
GUTSS272S15LM / RM	15 x 18 x 72	90	13.7	\$2074
GUTSS272S18LM / RM	18 x 18 x 72	99.6	16.2	\$2182

Laminate front ⁽¹⁾

GUTSS272S12LL / RL	12 x 18 x 72	72	11.2	\$2127
GUTSS272S15LL / RL	15 x 18 x 72	90	13.7	\$2263
GUTSS272S18LL / RL	18 x 18 x 72	99.6	16.2	\$2398

- Select suffix **(LP)** for **left** hand / **(RP)** for **right** hand opening with full pull.
- Select suffix **(LM)** for **left** hand / **(RM)** for **right** hand opening with flat metal front.
- Select suffix **(LL)** for **left** hand / **(RL)** for **right** hand opening with laminate front.
- 12", 15" and 18" wide lockers to be ganged or anchored for compliance with ANSI/BIFMA X5.6 storage standards.

THREE HIGH - SINGLE COLUMN, THREE ROWS



Left hand shown

Three High, Single Column Locker - 54"H

Full pull ⁽²⁾

GUTSS354S12LP / RP	12 x 18 x 53.6	56.3	8.4	\$2008
GUTSS354S15LP / RP	15 x 18 x 53.6	70.4	10.3	\$2093
GUTSS354S18LP / RP	18 x 18 x 53.6	77.9	12.1	\$2200

Flat metal front ⁽¹⁾⁽²⁾

GUTSS354S12LM / RM	12 x 18 x 53.6	56.3	8.4	\$2080
GUTSS354S15LM / RM	15 x 18 x 53.6	70.4	10.3	\$2165
GUTSS354S18LM / RM	18 x 18 x 53.6	77.9	12.1	\$2272

Laminate front ⁽¹⁾

GUTSS354S12LL / RL	12 x 18 x 53.6	56.3	8.4	\$2318
GUTSS354S15LL / RL	15 x 18 x 53.6	70.4	10.3	\$2462
GUTSS354S18LL / RL	18 x 18 x 53.6	77.9	12.1	\$2611

- Select suffix **(LP)** for **left** hand / **(RP)** for **right** hand opening with full pull.
- Select suffix **(LM)** for **left** hand / **(RM)** for **right** hand opening with flat metal front.
- Select suffix **(LL)** for **left** hand / **(RL)** for **right** hand opening with laminate front.
- 12", 15" and 18" wide lockers to be ganged or anchored for compliance with ANSI/BIFMA X5.6 storage standards.

Required specifications

Case finish (paint)
Door front finish (paint or laminate)
Pull ⁽¹⁾
Lock

Optional specifications

Ventilation ⁽²⁾

Refer to specification options on page 29 for applicable options and upcharges.

When ordering digital lock, be sure to order program and manager keys (see notes on page 29 for more information).

THREE HIGH - SINGLE COLUMN, THREE ROWS

MODEL

DIMENSIONS

WT/LB.

CUBIC FT.

LIST PRICE

W x D x H

Full pull ⁽²⁾

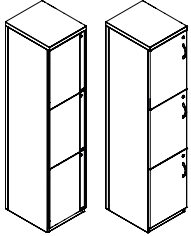
GUTSS366S12LP / RP	12 x 18 x 65.6	65.2	10.2	\$2139
GUTSS366S15LP / RP	15 x 18 x 65.6	81.5	12.5	\$2255
GUTSS366S18LP / RP	18 x 18 x 65.6	90	14.8	\$2340

Flat metal front ⁽¹⁾⁽²⁾

GUTSS366S12LM / RM	12 x 18 x 65.6	65.2	10.2	\$2211
GUTSS366S15LM / RM	15 x 18 x 65.6	81.5	12.5	\$2327
GUTSS366S18LM / RM	18 x 18 x 65.6	90	14.8	\$2412

Laminate front ⁽¹⁾

GUTSS366S12LL / RL	12 x 18 x 65.6	65.2	10.2	\$2510
GUTSS366S15LL / RL	15 x 18 x 65.6	81.5	12.5	\$2669
GUTSS366S18LL / RL	18 x 18 x 65.6	90	14.8	\$2827



Left hand shown

Three High, Single Column Locker - 66"H

- Select suffix **(LP)** for **left** hand / **(RP)** for **right** hand opening with full pull.
- Select suffix **(LM)** for **left** hand / **(RM)** for **right** hand opening with flat metal front.
- Select suffix **(LL)** for **left** hand / **(RL)** for **right** hand opening with laminate front.
- 12", 15" and 18" wide lockers to be ganged or anchored for compliance with ANSI/BIFMA X5.6 storage standards.

Full pull ⁽²⁾

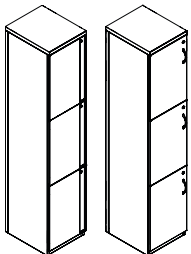
GUTSS372S12LP / RP	12 x 18 x 72	75.9	11.2	\$2218
GUTSS372S15LP / RP	15 x 18 x 72	94.8	13.7	\$2339
GUTSS372S18LP / RP	18 x 18 x 72	105.1	16.2	\$2460

Flat metal front ⁽¹⁾⁽²⁾

GUTSS372S12LM / RM	12 x 18 x 72	75.9	11.2	\$2290
GUTSS372S15LM / RM	15 x 18 x 72	94.8	13.7	\$2411
GUTSS372S18LM / RM	18 x 18 x 72	105.1	16.2	\$2532

Laminate front ⁽¹⁾

GUTSS372S12LL / RL	12 x 18 x 72	75.9	11.2	\$2611
GUTSS372S15LL / RL	15 x 18 x 72	94.8	13.7	\$2774
GUTSS372S18LL / RL	18 x 18 x 72	105.1	16.2	\$2938



Left hand shown

Three High, Single Column Locker - 72"H

- Select suffix **(LP)** for **left** hand / **(RP)** for **right** hand opening with full pull.
- Select suffix **(LM)** for **left** hand / **(RM)** for **right** hand opening with flat metal front.
- Select suffix **(LL)** for **left** hand / **(RL)** for **right** hand opening with laminate front.
- 12", 15" and 18" wide lockers to be ganged or anchored for compliance with ANSI/BIFMA X5.6 storage standards.

Required specifications

Case finish (paint)
Door front finish (paint or laminate)
Pull ⁽¹⁾
Lock

Optional specifications

Ventilation ⁽²⁾

Refer to specification options on page 29 for applicable options and upcharges.

When ordering digital lock, be sure to order program and manager keys (see notes on page 29 for more information).

P PRIME PERSONAL LOCKERS

FOUR HIGH - SINGLE COLUMN, FOUR ROWS	MODEL #	DIMENSIONS	WT/LB.	CUBIC FT.	LIST PRICE
--------------------------------------	---------	------------	--------	-----------	------------

W x D x H

Full pull ⁽²⁾

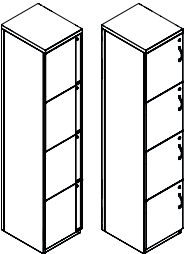
GUTSS472S12LP / RP	12 x 18 x 72	73.8	11.2	\$2702
GUTSS472S15LP / RP	15 x 18 x 72	92.3	13.7	\$2851
GUTSS472S18LP / RP	18 x 18 x 72	102	16.2	\$3000

Flat metal front ⁽¹⁾⁽²⁾

GUTSS472S12LM / RM	12 x 18 x 72	73.8	11.2	\$2798
GUTSS472S15LM / RM	15 x 18 x 72	92.3	13.7	\$2947
GUTSS472S18LM / RM	18 x 18 x 72	102	16.2	\$3096

Laminate front ⁽¹⁾

GUTSS472S12LL / RL	12 x 18 x 72	73.8	11.2	\$3072
GUTSS472S15LL / RL	15 x 18 x 72	92.3	13.7	\$3259
GUTSS472S18LL / RL	18 x 18 x 72	102	16.2	\$3446



Left hand shown

Four High, Single Column Locker - 72"H

- Select suffix **(LP)** for **left** hand / **(RP)** for **right** hand opening with full pull.
- Select suffix **(LM)** for **left** hand / **(RM)** for **right** hand opening with flat metal front.
- Select suffix **(LL)** for **left** hand / **(RL)** for **right** hand opening with laminate front.
- 12", 15" and 18" wide lockers to be ganged or anchored for compliance with ANSI/BIFMA X5.6 storage standards.

Required specifications

- Case finish (paint)
- Door front finish (paint or laminate)
- Pull ⁽¹⁾
- Lock

Optional specifications

- Ventilation ⁽²⁾

Refer to specification options on page 29 for applicable options and upcharges.
When ordering digital lock, be sure to order program and manager keys (see notes on page 29 for more information).

PRIME PERSONAL LOCKERS

ONE HIGH - DOUBLE COLUMN, ONE ROW	MODEL #	DIMENSIONS	WT/LB.	CUBIC FT.	LIST PRICE
-----------------------------------	---------	------------	--------	-----------	------------

W x D x H

Full pull ⁽²⁾

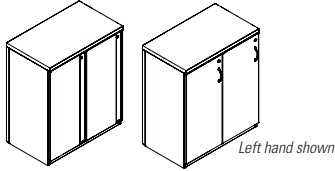
GUTDSF135S24LP / RP	24 x 18 x 35.2	78.3	10.6	\$1968
GUTDSF135S30LP / RP	30 x 18 x 35.2	89.1	13	\$2076
GUTDSF135S36LP / RP	36 x 18 x 35.2	99.9	15.5	\$2184

Flat metal front ⁽¹⁾⁽²⁾

GUTDSF135S24LM / RM	24 x 18 x 35.2	78.3	10.6	\$2016
GUTDSF135S30LM / RM	30 x 18 x 35.2	89.1	13	\$2124
GUTDSF135S36LM / RM	36 x 18 x 35.2	99.9	15.5	\$2232

Laminate front ⁽¹⁾

GUTDSF135S24LL / RL	24 x 18 x 35.2	78.3	10.6	\$2150
GUTDSF135S30LL / RL	30 x 18 x 35.2	89.1	13	\$2283
GUTDSF135S36LL / RL	36 x 18 x 35.2	99.9	15.5	\$2426



One High, Double Column Locker - 35"H

- Select suffix **(LP)** for **left** hand / **(RP)** for **right** hand opening with full pull.
- Select suffix **(LM)** for **left** hand / **(RM)** for **right** hand opening with flat metal front.
- Select suffix **(LL)** for **left** hand / **(RL)** for **right** hand opening with laminate front.

Full pull ⁽²⁾

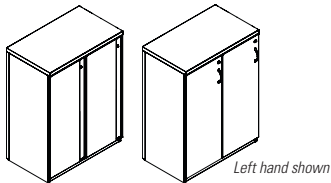
GUTDSF140S24LP / RP	24 x 18 x 40	80.5	11.9	\$2030
GUTDSF140S30LP / RP	30 x 18 x 40	90.9	14.8	\$2138
GUTDSF140S36LP / RP	36 x 18 x 40	101.3	17.6	\$2251

Flat metal front ⁽¹⁾⁽²⁾

GUTDSF140S24LM / RM	24 x 18 x 40	80.5	11.9	\$2078
GUTDSF140S30LM / RM	30 x 18 x 40	90.9	14.8	\$2186
GUTDSF140S36LM / RM	36 x 18 x 40	101.3	17.6	\$2299

Laminate front ⁽¹⁾

GUTDSF140S24LL / RL	24 x 18 x 40	80.5	11.9	\$2258
GUTDSF140S30LL / RL	30 x 18 x 40	90.9	14.8	\$2356
GUTDSF140S36LL / RL	36 x 18 x 40	101.3	17.6	\$2524



One High, Double Column Locker - 40"H

- Select suffix **(LP)** for **left** hand / **(RP)** for **right** hand opening with full pull.
- Select suffix **(LM)** for **left** hand / **(RM)** for **right** hand opening with flat metal front.
- Select suffix **(LL)** for **left** hand / **(RL)** for **right** hand opening with laminate front.

Required specifications

Case finish (paint)
Door front finish (paint or laminate)
Pull ⁽¹⁾
Lock

Optional specifications

Ventilation ⁽²⁾

Refer to specification options on page 29 for applicable options and upcharges.

When ordering digital lock, be sure to order program and manager keys (see notes on page 29 for more information).

P PRIME PERSONAL LOCKERS

ONE HIGH - DOUBLE COLUMN, ONE ROW	MODEL #	DIMENSIONS	WT/LB.	CUBIC FT.	LIST PRICE
-----------------------------------	---------	------------	--------	-----------	------------

W x D x H

Full pull ⁽²⁾


GUTDSF154S24LP / RP	24 x 18 x 53.6	107.3	15.9	\$2179
GUTDSF154S30LP / RP	30 x 18 x 53.6	121.1	19.6	\$2297
GUTDSF154S36LP / RP	36 x 18 x 53.6	135	23.3	\$2415

Flat metal front ⁽¹⁾⁽²⁾

GUTDSF154S24LM / RM	24 x 18 x 53.6	107.3	15.9	\$2227
GUTDSF154S30LM / RM	30 x 18 x 53.6	121.1	19.6	\$2345
GUTDSF154S36LM / RM	36 x 18 x 53.6	135	23.3	\$2463

Laminate front ⁽¹⁾

GUTDSF154S24LL / RL	24 x 18 x 53.6	107.3	15.9	\$2450
GUTDSF154S30LL / RL	30 x 18 x 53.6	121.1	19.6	\$2613
GUTDSF154S36LL / RL	36 x 18 x 53.6	135	23.3	\$2780



Left hand shown

One High, Double Column Locker - 54"H

- Select suffix **(LP)** for **left** hand / **(RP)** for **right** hand opening with full pull.
- Select suffix **(LM)** for **left** hand / **(RM)** for **right** hand opening with flat metal front.
- Select suffix **(LL)** for **left** hand / **(RL)** for **right** hand opening with laminate front.

Full pull ⁽²⁾

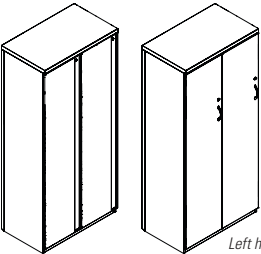
GUTDSF166S24LP / RP	24 x 18 x 65.6	132	19.3	\$2354
GUTDSF166S30LP / RP	30 x 18 x 65.6	149.1	23.9	\$2477
GUTDSF166S36LP / RP	36 x 18 x 65.6	166.1	28.4	\$2606

Flat metal front ⁽¹⁾⁽²⁾

GUTDSF166S24LM / RM	24 x 18 x 65.6	132	19.3	\$2402
GUTDSF166S30LM / RM	30 x 18 x 65.6	149.1	23.9	\$2525
GUTDSF166S36LM / RM	36 x 18 x 65.6	166.1	28.4	\$2654

Laminate front ⁽¹⁾

GUTDSF166S24LL / RL	24 x 18 x 65.6	132	19.3	\$2682
GUTDSF166S30LL / RL	30 x 18 x 65.6	149.1	23.9	\$2864
GUTDSF166S36LL / RL	36 x 18 x 65.6	166.1	28.4	\$3051



Left hand shown

One High, Double Column Locker - 66"H

- Select suffix **(LP)** for **left** hand / **(RP)** for **right** hand opening with full pull.
- Select suffix **(LM)** for **left** hand / **(RM)** for **right** hand opening with flat metal front.
- Select suffix **(LL)** for **left** hand / **(RL)** for **right** hand opening with laminate front.

Required specifications

Case finish (paint)
Door front finish (paint or laminate)
Pull ⁽¹⁾
Lock

Optional specifications

Ventilation ⁽²⁾

Refer to specification options on page 29 for applicable options and upcharges.
When ordering digital lock, be sure to order program and manager keys (see notes on page 29 for more information).

TWO HIGH - DOUBLE COLUMN, TWO ROW

MODEL

DIMENSIONS

WT/LB.

CUBIC FT.

LIST PRICE

W x D x H

Full pull ⁽²⁾

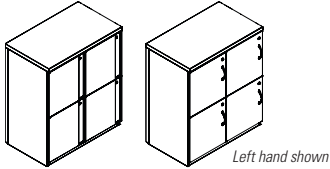
GUTDSF235S24LP / RP	24 x 18 x 35.2	80.1	10.6	\$2245
GUTDSF235S30LP / RP	30 x 18 x 35.2	91.1	13	\$2360
GUTDSF235S36LP / RP	36 x 18 x 35.2	102.1	15.5	\$2485

Flat metal front ⁽¹⁾⁽²⁾

GUTDSF235S24LM / RM	24 x 18 x 35.2	80.1	10.6	\$2341
GUTDSF235S30LM / RM	30 x 18 x 35.2	91.1	13	\$2456
GUTDSF235S36LM / RM	36 x 18 x 35.2	102.1	15.5	\$2581

Laminate front ⁽¹⁾

GUTDSF235S24LL / RL	24 x 18 x 35.2	80.1	10.6	\$2610
GUTDSF235S30LL / RL	30 x 18 x 35.2	91.1	13	\$2770
GUTDSF235S36LL / RL	36 x 18 x 35.2	102.1	15.5	\$2935



Two High, Double Column Locker - 35"H

- Select suffix **(LP)** for **left** hand / **(RP)** for **right** hand opening with full pull.
- Select suffix **(LM)** for **left** hand / **(RM)** for **right** hand opening with flat metal front.
- Select suffix **(LL)** for **left** hand / **(RL)** for **right** hand opening with laminate front.

Full pull ⁽²⁾

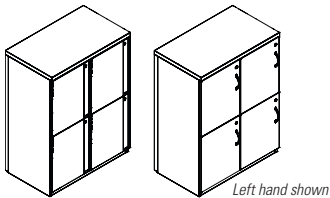
GUTDSF240S24LP / RP	24 x 18 x 40	87.6	11.9	\$2310
GUTDSF240S30LP / RP	30 x 18 x 40	99.4	14.8	\$2430
GUTDSF240S36LP / RP	36 x 18 x 40	111.1	17.6	\$2560

Flat metal front ⁽¹⁾⁽²⁾

GUTDSF240S24LM / RM	24 x 18 x 40	87.6	11.9	\$2406
GUTDSF240S30LM / RM	30 x 18 x 40	99.4	14.8	\$2526
GUTDSF240S36LM / RM	36 x 18 x 40	111.1	17.6	\$2656

Laminate front ⁽¹⁾

GUTDSF240S24LL / RL	24 x 18 x 40	87.6	11.9	\$2705
GUTDSF240S30LL / RL	30 x 18 x 40	99.4	14.8	\$2870
GUTDSF240S36LL / RL	36 x 18 x 40	111.1	17.6	\$3045



Two High, Double Column Locker - 40"H

- Select suffix **(LP)** for **left** hand / **(RP)** for **right** hand opening with full pull.
- Select suffix **(LM)** for **left** hand / **(RM)** for **right** hand opening with flat metal front.
- Select suffix **(LL)** for **left** hand / **(RL)** for **right** hand opening with laminate front.

Required specifications

Case finish (paint)
Door front finish (paint or laminate)
Pull ⁽¹⁾
Lock

Optional specifications

Ventilation ⁽²⁾

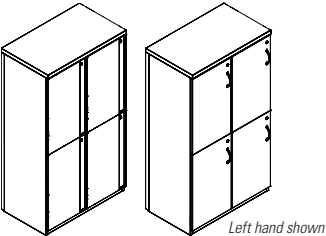
Refer to specification options on page 29 for applicable options and upcharges.

When ordering digital lock, be sure to order program and manager keys (see notes on page 29 for more information).

P PRIME PERSONAL LOCKERS

TWO HIGH - DOUBLE COLUMN, TWO ROW	MODEL #	DIMENSIONS	WT/LB.	CUBIC FT.	LIST PRICE
-----------------------------------	---------	------------	--------	-----------	------------

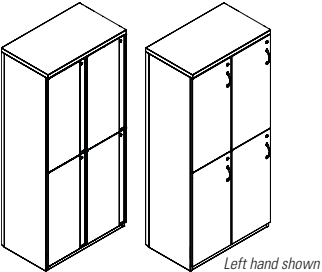
W x D x H



Two High, Double Column Locker - 54"H

Full pull ⁽²⁾				
GUTDSF254S24LP / RP	24 x 18 x 53.6	119.9	15.9	\$2480
GUTDSF254S30LP / RP	30 x 18 x 53.6	136.3	19.6	\$2615
GUTDSF254S36LP / RP	36 x 18 x 53.6	152.7	23.3	\$2750
Flat metal front ⁽¹⁾⁽²⁾				
GUTDSF254S24LM / RM	24 x 18 x 53.6	119.9	15.9	\$2576
GUTDSF254S30LM / RM	30 x 18 x 53.6	136.3	19.6	\$2711
GUTDSF254S36LM / RM	36 x 18 x 53.6	152.7	23.3	\$2846
Laminate front ⁽¹⁾				
GUTDSF254S24LL / RL	24 x 18 x 53.6	119.9	15.9	\$2950
GUTDSF254S30LL / RL	30 x 18 x 53.6	136.3	19.6	\$3140
GUTDSF254S36LL / RL	36 x 18 x 53.6	152.7	23.3	\$3335

- Select suffix **(LP)** for **left** hand / **(RP)** for **right** hand opening with full pull.
- Select suffix **(LM)** for **left** hand / **(RM)** for **right** hand opening with flat metal front.
- Select suffix **(LL)** for **left** hand / **(RL)** for **right** hand opening with laminate front.



Two High, Double Column Locker - 66"H


Full pull ⁽²⁾					
GUTDSF266S24LP / RP	24 x 18 x 65.6	138.6	19.3	\$2680	
GUTDSF266S30LP / RP	30 x 18 x 65.6	157	23.9	\$2820	
GUTDSF266S36LP / RP	36 x 18 x 65.6	175.4	28.4	\$2970	
Flat metal front ⁽¹⁾⁽²⁾					
GUTDSF266S24LM / RM	24 x 18 x 65.6	138.6	19.3	\$2776	
GUTDSF266S30LM / RM	30 x 18 x 65.6	157	23.9	\$2916	
GUTDSF266S36LM / RM	36 x 18 x 65.6	175.4	28.4	\$3066	
Laminate front ⁽¹⁾					
GUTDSF266S24LL / RL	24 x 18 x 65.6	138.6	19.3	\$3210	
GUTDSF266S30LL / RL	30 x 18 x 65.6	157	23.9	\$3420	
GUTDSF266S36LL / RL	36 x 18 x 65.6	175.4	28.4	\$3640	

- Select suffix **(LP)** for **left** hand / **(RP)** for **right** hand opening with full pull.
- Select suffix **(LM)** for **left** hand / **(RM)** for **right** hand opening with flat metal front.
- Select suffix **(LL)** for **left** hand / **(RL)** for **right** hand opening with laminate front.

Required specifications	Optional specifications	Refer to specification options on page 29 for applicable options and upcharges. When ordering digital lock, be sure to order program and manager keys (see notes on page 29 for more information).
Case finish (paint)	Ventilation ⁽²⁾	
Door front finish (paint or laminate)		
Pull ⁽¹⁾		
Lock		

TWO HIGH - DOUBLE COLUMN, TWO ROW	MODEL #	DIMENSIONS	WT/LB.	CUBIC FT.	LIST PRICE
-----------------------------------	---------	------------	--------	-----------	------------

W x D x H



Left hand shown

Two High, Double Column Locker - 72"H

Full pull ⁽²⁾

GUTDSF272S24LP / RP	24 x 18 x 72	148.6	21.2	\$2745
GUTDSF272S30LP / RP	30 x 18 x 72	168.1	26.1	\$2890
GUTDSF272S36LP / RP	36 x 18 x 72	187.5	31.1	\$3040

Flat metal front ⁽¹⁾⁽²⁾

GUTDSF272S24LM / RM	24 x 18 x 72	148.6	21.2	\$2841
GUTDSF272S30LM / RM	30 x 18 x 72	168.1	26.1	\$2986
GUTDSF272S36LM / RM	36 x 18 x 72	187.5	31.1	\$3136

Laminate front ⁽¹⁾

GUTDSF272S24LL / RL	24 x 18 x 72	148.6	21.2	\$3305
GUTDSF272S30LL / RL	30 x 18 x 72	168.1	26.1	\$3520
GUTDSF272S36LL / RL	36 x 18 x 72	187.5	31.1	\$3750

- Select suffix **(LP)** for **left** hand / **(RP)** for **right** hand opening with full pull.
- Select suffix **(LM)** for **left** hand / **(RM)** for **right** hand opening with flat metal front.
- Select suffix **(LL)** for **left** hand / **(RL)** for **right** hand opening with laminate front.

Required specifications

Case finish (paint)
 Door front finish (paint or laminate)
 Pull ⁽¹⁾
 Lock

Optional specifications

Ventilation ⁽²⁾

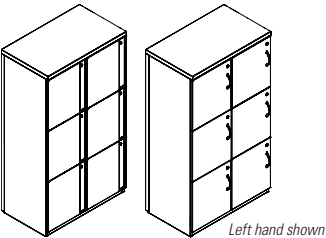
Refer to specification options on page 29 for applicable options and upcharges.

When ordering digital lock, be sure to order program and manager keys (see notes on page 29 for more information).

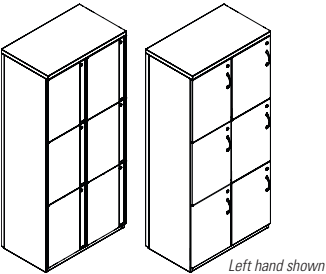
P PRIME PERSONAL LOCKERS

THREE HIGH - DOUBLE COLUMN, THREE ROWS	MODEL #	DIMENSIONS	WT/LB.	CUBIC FT.	LIST PRICE
--	---------	------------	--------	-----------	------------

W x D x H



Three High, Double Column Locker - 54"H



Three High, Double Column Locker - 66"H

Full pull ⁽²⁾					
GUTDSF354S24LP / RP	24 x 18 x 53.6	116.3	15.9	\$2855	
GUTDSF354S30LP / RP	30 x 18 x 53.6	131.6	19.6	\$3005	
GUTDSF354S36LP / RP	36 x 18 x 53.6	146.9	23.3	\$3165	
Flat metal front ⁽¹⁾⁽²⁾					
GUTDSF354S24LM / RM	24 x 18 x 53.6	116.3	15.9	\$2999	
GUTDSF354S30LM / RM	30 x 18 x 53.6	131.6	19.6	\$3149	
GUTDSF354S36LM / RM	36 x 18 x 53.6	146.9	23.3	\$3309	
Laminate front ⁽¹⁾					
GUTDSF354S24LL / RL	24 x 18 x 53.6	116.3	15.9	\$3420	
GUTDSF354S30LL / RL	30 x 18 x 53.6	131.6	19.6	\$3630	
GUTDSF354S36LL / RL	36 x 18 x 53.6	146.9	23.3	\$3855	

- Select suffix **(LP)** for **left** hand / **(RP)** for **right** hand opening with full pull.
- Select suffix **(LM)** for **left** hand / **(RM)** for **right** hand opening with flat metal front.
- Select suffix **(LL)** for **left** hand / **(RL)** for **right** hand opening with laminate front.

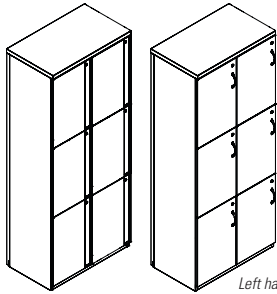
Full pull ⁽²⁾					
GUTDSF366S24LP / RP	24 x 18 x 65.6	135	19.3	\$3080	
GUTDSF366S30LP / RP	30 x 18 x 65.6	152.4	23.9	\$3245	
GUTDSF366S36LP / RP	36 x 18 x 65.6	169.6	28.4	\$3410	
Flat metal front ⁽¹⁾⁽²⁾					
GUTDSF366S24LM / RM	24 x 18 x 65.6	135	19.3	\$3224	
GUTDSF366S30LM / RM	30 x 18 x 65.6	152.4	23.9	\$3389	
GUTDSF366S36LM / RM	36 x 18 x 65.6	169.6	28.4	\$3554	
Laminate front ⁽¹⁾					
GUTDSF366S24LL / RL	24 x 18 x 65.6	135	19.3	\$3710	
GUTDSF366S30LL / RL	30 x 18 x 65.6	152.4	23.9	\$3945	
GUTDSF366S36LL / RL	36 x 18 x 65.6	169.6	28.4	\$4190	

- Select suffix **(LP)** for **left** hand / **(RP)** for **right** hand opening with full pull.
- Select suffix **(LM)** for **left** hand / **(RM)** for **right** hand opening with flat metal front.
- Select suffix **(LL)** for **left** hand / **(RL)** for **right** hand opening with laminate front.

Required specifications	Optional specifications	Refer to specification options on page 29 for applicable options and upcharges. When ordering digital lock, be sure to order program and manager keys (see notes on page 29 for more information).
Case finish (paint)	Ventilation ⁽²⁾	
Door front finish (paint or laminate)		
Pull ⁽¹⁾		
Lock		

PRIME PERSONAL LOCKERS

THREE HIGH - DOUBLE COLUMN, THREE ROWS



Left hand shown

Three High, Double Column Locker - 72"H

MODEL

DIMENSIONS

WT/LB.

CUBIC FT.

LIST PRICE

W x D x H

Full pull ⁽²⁾

GUTDSF372S24LP / RP	24 x 18 x 72	161.4	21.2	\$3195
GUTDSF372S30LP / RP	30 x 18 x 72	182.2	26.1	\$3360
GUTDSF372S36LP / RP	36 x 18 x 72	203	31.1	\$3535

Flat metal front ⁽¹⁾⁽²⁾


GUTDSF372S24LM / RM	24 x 18 x 72	161.4	21.2	\$3339
GUTDSF372S30LM / RM	30 x 18 x 72	182.2	26.1	\$3504
GUTDSF372S36LM / RM	36 x 18 x 72	203	31.1	\$3679

Laminate front ⁽¹⁾

GUTDSF372S24LL / RL	24 x 18 x 72	161.4	21.2	\$3855
GUTDSF372S30LL / RL	30 x 18 x 72	182.2	26.1	\$4105
GUTDSF372S36LL / RL	36 x 18 x 72	203	31.1	\$4355

- Select suffix **(LP)** for **left** hand / **(RP)** for **right** hand opening with full pull.
- Select suffix **(LM)** for **left** hand / **(RM)** for **right** hand opening with flat metal front.
- Select suffix **(LL)** for **left** hand / **(RL)** for **right** hand opening with laminate front.

FOUR HIGH - DOUBLE COLUMN, FOUR ROWS



Left hand shown

Four High, Double Column Locker - 72"H

Full pull ⁽²⁾

GUTDSF472S24LP / RP	24 x 18 x 72	151.6	21.2	\$3775
GUTDSF472S30LP / RP	30 x 18 x 72	171.3	26.1	\$3975
GUTDSF472S36LP / RP	36 x 18 x 72	191	31.1	\$4175

Flat metal front ⁽¹⁾⁽²⁾

GUTDSF472S24LM / RM	24 x 18 x 72	151.6	21.2	\$3967
GUTDSF472S30LM / RM	30 x 18 x 72	171.3	26.1	\$4167
GUTDSF472S36LM / RM	36 x 18 x 72	191	31.1	\$4367

Laminate front ⁽¹⁾

GUTDSF472S24LL / RL	24 x 18 x 72	151.6	21.2	\$4565
GUTDSF472S30LL / RL	30 x 18 x 72	171.3	26.1	\$4860
GUTDSF472S36LL / RL	36 x 18 x 72	191	31.1	\$5145

- Select suffix **(LP)** for **left** hand / **(RP)** for **right** hand opening with full pull.
- Select suffix **(LM)** for **left** hand / **(RM)** for **right** hand opening with flat metal front.
- Select suffix **(LL)** for **left** hand / **(RL)** for **right** hand opening with laminate front.

Required specifications

Case finish (paint)
Door front finish (paint or laminate)
Pull ⁽¹⁾
Lock

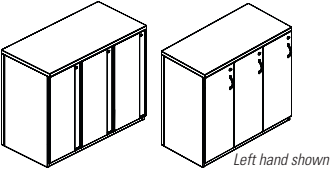
Optional specifications

Ventilation ⁽²⁾

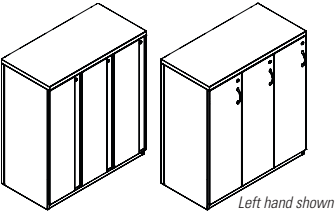
Refer to specification options on page 29 for applicable options and upcharges.
When ordering digital lock, be sure to order program and manager keys (see notes on page 29 for more information).

P PRIME PERSONAL LOCKERS

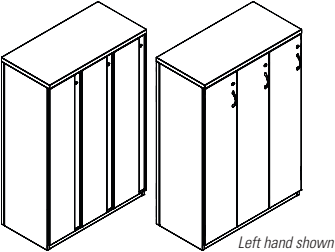
ONE HIGH - TRIPLE COLUMN, ONE ROW



One High, Triple Column Locker - 35"H



One High, Triple Column Locker - 40"H



One High, Triple Column Locker - 54"H

MODEL # DIMENSIONS WT/LB. CUBIC FT. LIST PRICE

W x D x H

Full pull ⁽²⁾

GUTTSF135S36LP / RP	36 x 18 x 35.2	114.5	15.5	\$2550
GUTTSF135S42LP / RP	42 x 18 x 35.2	125.4	18	\$2675

Flat metal front ⁽¹⁾⁽²⁾

GUTTSF135S36LM / RM	36 x 18 x 35.2	114.5	15.5	\$2622
GUTTSF135S42LM / RM	42 x 18 x 35.2	125.4	18	\$2747

Laminate front ⁽¹⁾

GUTTSF135S36LL / RL	36 x 18 x 35.2	114.5	15.5	\$3060
GUTTSF135S42LL / RL	42 x 18 x 35.2	125.4	18	\$3210

- Select suffix **(LP)** for **left** hand / **(RP)** for **right** hand opening with full pull.
- Select suffix **(LM)** for **left** hand / **(RM)** for **right** hand opening with flat metal front.
- Select suffix **(LL)** for **left** hand / **(RL)** for **right** hand opening with laminate front.

Full pull ⁽²⁾

GUTTSF140S36LP / RP	36 x 18 x 40	117.7	17.6	\$2630
GUTTSF140S42LP / RP	42 x 18 x 40	128.1	20.4	\$2760

Flat metal front ⁽¹⁾⁽²⁾

GUTTSF140S36LM / RM	36 x 18 x 40	117.7	17.6	\$2702
GUTTSF140S42LM / RM	42 x 18 x 40	128.1	20.4	\$2832

Laminate front ⁽¹⁾

GUTTSF140S36LL / RL	36 x 18 x 40	117.7	17.6	\$3195
GUTTSF140S42LL / RL	42 x 18 x 40	128.1	20.4	\$3355

- Select suffix **(LP)** for **left** hand / **(RP)** for **right** hand opening with full pull.
- Select suffix **(LM)** for **left** hand / **(RM)** for **right** hand opening with flat metal front.
- Select suffix **(LL)** for **left** hand / **(RL)** for **right** hand opening with laminate front.

Full pull ⁽²⁾

GUTTSF154S36LP / RP	36 x 18 x 53.6	156.6	23.3	\$2820
GUTTSF154S42LP / RP	42 x 18 x 53.6	170.5	27	\$2960

Flat metal front ⁽¹⁾⁽²⁾

GUTTSF154S36LM / RM	36 x 18 x 53.6	156.6	23.3	\$2892
GUTTSF154S42LM / RM	42 x 18 x 53.6	170.5	27	\$3032

Laminate front ⁽¹⁾

GUTTSF154S36LL / RL	36 x 18 x 53.6	156.6	23.3	\$3540
GUTTSF154S42LL / RL	42 x 18 x 53.6	170.5	27	\$3720

- Select suffix **(LP)** for **left** hand / **(RP)** for **right** hand opening with full pull.
- Select suffix **(LM)** for **left** hand / **(RM)** for **right** hand opening with flat metal front.
- Select suffix **(LL)** for **left** hand / **(RL)** for **right** hand opening with laminate front.

Required specifications

Case finish (paint)
Door front finish (paint or laminate)
Pull ⁽¹⁾
Lock

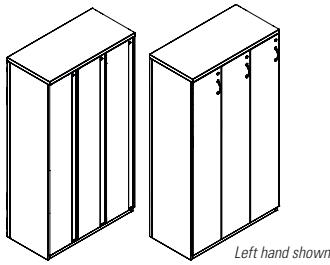
Optional specifications

Ventilation ⁽²⁾

Refer to specification options on page 29 for applicable options and upcharges.
When ordering digital lock, be sure to order program and manager keys (see notes on page 29 for more information).

PRIME PERSONAL LOCKERS

ONE HIGH - TRIPLE COLUMN, ONE ROW

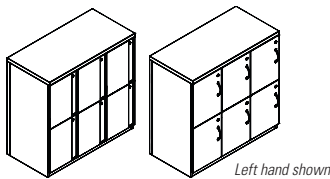


One High, Triple Column Locker - 66"H

MODEL #	DIMENSIONS	WT/LB.	CUBIC FT.	LIST PRICE
W x D x H				
Full pull ⁽²⁾				
GUTTSF166S36LP / RP	36 x 18 x 65.6	192.6	28.4	\$3045
GUTTSF166S42LP / RP	42 x 18 x 65.6	209.6	32.9	\$3195
Flat metal front ⁽¹⁾⁽²⁾				
GUTTSF166S36LM / RM	36 x 18 x 65.6	192.6	28.4	\$3117
GUTTSF166S42LM / RM	42 x 18 x 65.6	209.6	32.9	\$3267
Laminate front ⁽¹⁾				
GUTTSF166S36LL / RL	36 x 18 x 65.6	192.6	28.4	\$3895
GUTTSF166S42LL / RL	42 x 18 x 65.6	209.6	32.9	\$4090

- Select suffix **(LP)** for **left** hand / **(RP)** for **right** hand opening with full pull.
- Select suffix **(LM)** for **left** hand / **(RM)** for **right** hand opening with flat metal front.
- Select suffix **(LL)** for **left** hand / **(RL)** for **right** hand opening with laminate front.

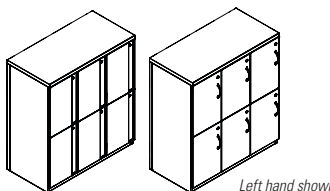
TWO HIGH - TRIPLE COLUMN, TWO ROWS



Two High, Triple Column Locker - 35"H

Full pull ⁽²⁾				
GUTTSF235S36LP / RP	36 x 18 x 35.2	117.1	15.5	\$3060
GUTTSF235S42LP / RP	42 x 18 x 35.2	128.1	18	\$3210
Flat metal front ⁽¹⁾⁽²⁾				
GUTTSF235S36LM / RM	36 x 18 x 35.2	117.1	15.5	\$3204
GUTTSF235S42LM / RM	42 x 18 x 35.2	128.1	18	\$3354
Laminate front ⁽¹⁾				
GUTTSF235S36LL / RL	36 x 18 x 35.2	117.1	15.5	\$3730
GUTTSF235S42LL / RL	42 x 18 x 35.2	128.1	18	\$3915

- Select suffix **(LP)** for **left** hand / **(RP)** for **right** hand opening with full pull.
- Select suffix **(LM)** for **left** hand / **(RM)** for **right** hand opening with flat metal front.
- Select suffix **(LL)** for **left** hand / **(RL)** for **right** hand opening with laminate front.



Two High, Triple Column Locker - 40"H

Full pull ⁽²⁾				
GUTTSF240S36LP / RP	36 x 18 x 40	128	17.6	\$3155
GUTTSF240S42LP / RP	42 x 18 x 40	139.8	20.4	\$3310
Flat metal front ⁽¹⁾⁽²⁾				
GUTTSF240S36LM / RM	36 x 18 x 40	128	17.6	\$3299
GUTTSF240S42LM / RM	42 x 18 x 40	139.8	20.4	\$3454
Laminate front ⁽¹⁾				
GUTTSF240S36LL / RL	36 x 18 x 40	128	17.6	\$3880
GUTTSF240S42LL / RL	42 x 18 x 40	139.8	20.4	\$4070

- Select suffix **(LP)** for **left** hand / **(RP)** for **right** hand opening with full pull.
- Select suffix **(LM)** for **left** hand / **(RM)** for **right** hand opening with flat metal front.
- Select suffix **(LL)** for **left** hand / **(RL)** for **right** hand opening with laminate front.

Required specifications

Case finish (paint)
Door front finish (paint or laminate)
Pull ⁽¹⁾
Lock

Optional specifications

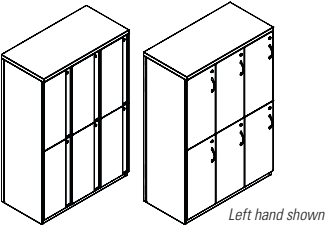
Ventilation ⁽²⁾

Refer to specification options on page 29 for applicable options and upcharges.
When ordering digital lock, be sure to order program and manager keys (see notes on page 29 for more information).

P PRIME PERSONAL LOCKERS

TWO HIGH - TRIPLE COLUMN, TWO ROWS	MODEL #	DIMENSIONS	WT/LB.	CUBIC FT	LIST PRICE
------------------------------------	---------	------------	--------	----------	------------

W x D x H



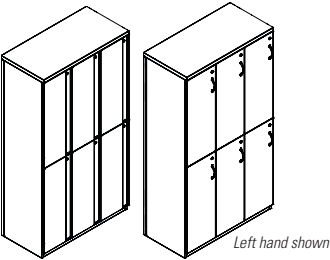
Two High, Triple Column Locker - 54"H

Full pull ⁽²⁾					
GUTTSF254S36LP / RP	36 x 18 x 53.6	174.8	23.3	\$3385	
GUTTSF254S42LP / RP	42 x 18 x 53.6	191.2	27	\$3555	

Flat metal front ⁽¹⁾⁽²⁾					
GUTTSF254S36LM / RM	36 x 18 x 53.6	174.8	23.3	\$3529	
GUTTSF254S42LM / RM	42 x 18 x 53.6	191.2	27	\$3699	

Laminate front ⁽¹⁾					
GUTTSF254S36LL / RL	36 x 18 x 53.6	174.8	23.3	\$4265	
GUTTSF254S42LL / RL	42 x 18 x 53.6	191.2	27	\$4480	

- Select suffix **(LP)** for **left** hand / **(RP)** for **right** hand opening with full pull.
- Select suffix **(LM)** for **left** hand / **(RM)** for **right** hand opening with flat metal front.
- Select suffix **(LL)** for **left** hand / **(RL)** for **right** hand opening with laminate front.



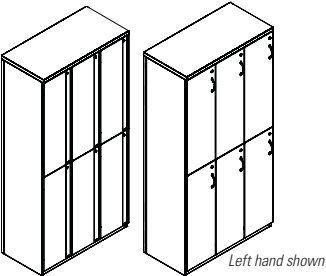
Two High, Triple Column Locker - 66"H

Full pull ⁽²⁾					
GUTTSF266S36LP / RP	36 x 18 x 65.6	202.2	28.4	\$3650	
GUTTSF266S42LP / RP	42 x 18 x 65.6	220.6	32.9	\$3835	

Flat metal front ⁽¹⁾⁽²⁾					
GUTTSF266S36LM / RM	36 x 18 x 65.6	202.2	28.4	\$3794	
GUTTSF266S42LM / RM	42 x 18 x 65.6	220.6	32.9	\$3979	

Laminate front ⁽¹⁾					
GUTTSF266S36LL / RL	36 x 18 x 65.6	202.2	28.4	\$4660	
GUTTSF266S42LL / RL	42 x 18 x 65.6	220.6	32.9	\$4895	

- Select suffix **(LP)** for **left** hand / **(RP)** for **right** hand opening with full pull.
- Select suffix **(LM)** for **left** hand / **(RM)** for **right** hand opening with flat metal front.
- Select suffix **(LL)** for **left** hand / **(RL)** for **right** hand opening with laminate front.



Two High, Triple Column Locker - 72"H

Full pull ⁽²⁾					
GUTTSF272S36LP / RP	36 x 18 x 72	216.8	31.1	\$3750	
GUTTSF272S42LP / RP	42 x 18 x 72	236.2	36.1	\$3935	

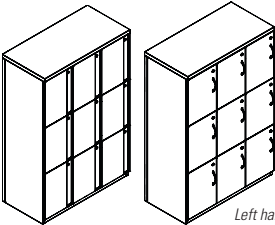
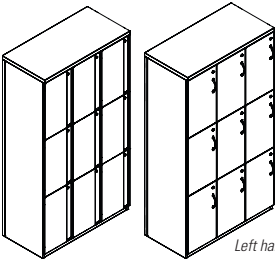
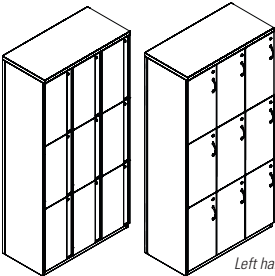
Flat metal front ⁽¹⁾⁽²⁾					
GUTTSF272S36LM / RM	36 x 18 x 72	216.8	31.1	\$3894	
GUTTSF272S42LM / RM	42 x 18 x 72	236.2	36.1	\$4079	

Laminate front ⁽¹⁾					
GUTTSF272S36LL / RL	36 x 18 x 72	216.8	31.1	\$4845	
GUTTSF272S42LL / RL	42 x 18 x 72	236.2	36.1	\$5090	

- Select suffix **(LP)** for **left** hand / **(RP)** for **right** hand opening with full pull.
- Select suffix **(LM)** for **left** hand / **(RM)** for **right** hand opening with flat metal front.
- Select suffix **(LL)** for **left** hand / **(RL)** for **right** hand opening with laminate front.

Required specifications	Optional specifications	Refer to specification options on page 29 for applicable options and upcharges.
Case finish (paint)	Ventilation ⁽²⁾	When ordering digital lock, be sure to order program and manager keys (see notes on page 29 for more information).
Door front finish (paint or laminate)		
Pull ⁽¹⁾		
Lock		

PRIME PERSONAL LOCKERS

THREE HIGH - TRIPLE COLUMN, THREE ROWS		MODEL #	W x D x H	WT/LB.	CUBIC FT.	LIST PRICE
 <p>Left hand shown</p> <p>Three High, Triple Column Locker - 54"H</p>		Full pull ⁽²⁾				
		GUTTSF354S36LP / RP	36 x 18 x 53.6	169.8	23.3	\$4065
		GUTTSF354S42LP / RP	42 x 18 x 53.6	185.1	27	\$4265
		Flat metal front ⁽¹⁾⁽²⁾				
		GUTTSF354S36LM / RM	36 x 18 x 53.6	169.8	23.3	\$4281
		GUTTSF354S42LM / RM	42 x 18 x 53.6	185.1	27	\$4481
		Laminate front ⁽¹⁾				
		GUTTSF354S36LL / RL	36 x 18 x 53.6	169.8	23.3	\$5105
		GUTTSF354S42LL / RL	42 x 18 x 53.6	185.1	27	\$5355
		<ul style="list-style-type: none"> Select suffix (LP) for left hand / (RP) for right hand opening with full pull. Select suffix (LM) for left hand / (RM) for right hand opening with flat metal front. Select suffix (LL) for left hand / (RL) for right hand opening with laminate front. 				
 <p>Left hand shown</p> <p>Three High, Triple Column Locker - 66"H</p>		Full pull ⁽²⁾				
		GUTTSF366S36LP / RP	36 x 18 x 65.6	197.2	28.4	\$4385
		GUTTSF366S42LP / RP	42 x 18 x 65.6	214.5	32.9	\$4600
		Flat metal front ⁽¹⁾⁽²⁾				
		GUTTSF366S36LM / RM	36 x 18 x 65.6	197.2	28.4	\$4601
		GUTTSF366S42LM / RM	42 x 18 x 65.6	214.5	32.9	\$4816
		Laminate front ⁽¹⁾				
		GUTTSF366S36LL / RL	36 x 18 x 65.6	197.2	28.4	\$5550
		GUTTSF366S42LL / RL	42 x 18 x 65.6	214.5	32.9	\$5830
		<ul style="list-style-type: none"> Select suffix (LP) for left hand / (RP) for right hand opening with full pull. Select suffix (LM) for left hand / (RM) for right hand opening with flat metal front. Select suffix (LL) for left hand / (RL) for right hand opening with laminate front. 				
 <p>Left hand shown</p> <p>Three High, Triple Column Locker - 72"H</p>		Full pull ⁽²⁾				
		GUTTSF372S36LP / RP	36 x 18 x 72	235.4	31.1	\$4545
		GUTTSF372S42LP / RP	42 x 18 x 72	257.3	36.1	\$4770
		Flat metal front ⁽¹⁾⁽²⁾				
		GUTTSF372S36LM / RM	36 x 18 x 72	235.4	31.1	\$4761
		GUTTSF372S42LM / RM	42 x 18 x 72	257.3	36.1	\$4986
		Laminate front ⁽¹⁾				
		GUTTSF372S36LL / RL	36 x 18 x 72	235.4	31.1	\$5775
		GUTTSF372S42LL / RL	42 x 18 x 72	257.3	36.1	\$6065
		<ul style="list-style-type: none"> Select suffix (LP) for left hand / (RP) for right hand opening with full pull. Select suffix (LM) for left hand / (RM) for right hand opening with flat metal front. Select suffix (LL) for left hand / (RL) for right hand opening with laminate front. 				

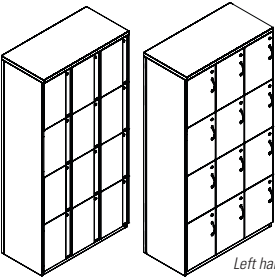
Required specifications	Optional specifications
Case finish (paint)	Ventilation ⁽²⁾
Door front finish (paint or laminate)	
Pull ⁽¹⁾	
Lock	

Refer to specification options on page 29 for applicable options and upcharges.

When ordering digital lock, be sure to order program and manager keys (see notes on page 29 for more information)

P PRIME PERSONAL LOCKERS

FOUR HIGH - TRIPLE COLUMN, FOUR ROWS	MODEL #	DIMENSIONS	WT/LB.	CUBIC FT.	LIST PRICE
--------------------------------------	---------	------------	--------	-----------	------------

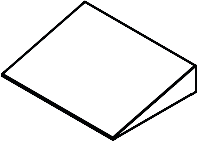


Four High, Triple Column Locker - 72"H*

W x D x H					
Full pull ⁽²⁾					
GUTTSF472S36LP / RP	36 x 18 x 72	222.4	31.1		\$5580
GUTTSF472S42LP / RP	42 x 18 x 72	239.7	36.1		\$5855
Flat metal front ⁽¹⁾⁽²⁾					
GUTTSF472S36LM / RM	36 x 18 x 72	222.4	31.1		\$5868
GUTTSF472S42LM / RM	42 x 18 x 72	239.7	36.1		\$6143
Laminate front ⁽¹⁾					
GUTTSF472S36LL / RL	36 x 18 x 72	222.4	31.1		\$6985
GUTTSF472S42LL / RL	42 x 18 x 72	239.7	36.1		\$7335

- Select suffix **(LP)** for **left** hand / **(RP)** for **right** hand opening with full pull.
- Select suffix **(LM)** for **left** hand / **(RM)** for **right** hand opening with flat metal front.
- Select suffix **(LL)** for **left** hand / **(RL)** for **right** hand opening with laminate front.

ANGLE TOPS




Angle Top for Lockers - 18"D

GUAT1812	12 x 18 x 5	3.6	0.99		\$188
GUAT1815	15 x 18 x 5	4.3	1.21		\$195
GUAT1818	18 x 18 x 5	4.9	1.43		\$201
GUAT1824	24 x 18 x 5	6.2	1.87		\$209
GUAT1830	30 x 18 x 5	7.5	2.31		\$220
GUAT1836	36 x 18 x 5	8.8	2.75		\$228
GUAT1842	42 x 18 x 5	10.1	3.19		\$241

Angle tops slope to 5" high in back and can be added to any Prime locker to convert a standard flat top locker to one with a sloped top.

DIGILOCK PROGRAM KEYS




Master Key

User key					
GUKEZDV6U	1.5 x 1 x 3	0.5	0.01		\$277
Manager key					
GUKEZDV6M	1.5 x 1 x 5.25	1	0.02		\$365
Programming key					
GUKEZDV6P	1.5 x 1 x 5.25	1	0.02		\$427

	User Key	Manager Key ¹	Programming Key ²
Operates the lock, for users unable to use keypad	•	•	•
Overrides user access		•	•
Allows management inspection		•	•
Provides external power		•	•
Programs manager keys to the lock			•
Assigns user credentials ³ (in assigned use functionality)		•	
Sets lock functionality			•

¹ Up to six manager keys may be programmed to each lock.
² One programming key allowed per lock system.
³ Up to 20 user credentials may be assigned to each lock.

Required specifications Case finish (paint) Door front finish* (lockers paint or laminate) Pull ^{(1)*} Lock*	Optional specifications Ventilation ⁽²⁾	Refer to specification options on page 29 for applicable options and upcharges. When ordering digital lock, be sure to order program and manager keys (see notes on page 29 for more information)
--	--	--

WAYFINDING	MODEL #	DIMENSIONS	WT/LB.	CUBIC FT.	LIST PRICE
 <p>Wayfinding Numbers</p>	W x D x H				
	WFL50	2 x - x 1	1	0.01	\$444
	WFL100	2 x - x 1	1	0.01	\$444
	WFL150	2 x - x 1	1	0.01	\$444
	WFL200	2 x - x 1	1	0.01	\$444
	WFL250	2 x - x 1	1	0.01	\$444
<p>High performance 3M vinyl wayfinding numbers with self-adhesive. To be applied once lockers are installed on user site (application instruction included). Please specify color Black (BLK), White (WHT) or Silver (SIL).</p> <p>Number range per set: WFL50 #01-50, WFL100 #51-100, WFL150 #101-150, WFL200 #151-200, WFL250 #201-250.</p> <p>Additional ranges available by special request.</p>					

P PRIME PERSONAL TOWERS

PRIME - PERSONAL TOWERS	MODEL #	DIMENSIONS	WT/LB.	CUBIC FT.	LIST PRICE
-------------------------	---------	------------	--------	-----------	------------

W x D x H

50"H

GUSLF4G24FOPL	24 x 24 x 49.6	174	19.2	\$2373
GUSLF4G24FOPR	24 x 24 x 49.6	174	19.2	\$2373

54"H

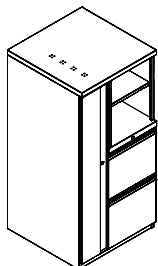
GUSLF4H24FOPL	24 x 24 x 53.6	178.3	19.8	\$2387
GUSLF4H24FOPR	24 x 24 x 53.6	178.3	19.8	\$2387

66"H

GUSLF5024FOPL	24 x 24 x 65.6	218.4	25.2	\$2424
GUSLF5024FOPR	24 x 24 x 65.6	218.4	25.2	\$2424

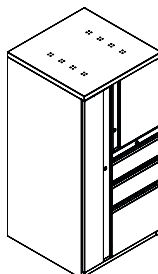
- GUSLFxx24FOPL models have wardrobe section on the **left** and file/file drawers on the **right**.
- GUSLFxx24FOPR models have wardrobe section on the **right** and file/file drawers on the **left**.

Wardrobe section includes top shelf and coat bar. 50"H and 54"H include one adjustable open shelf above file/file; 66"H includes two adjustable open shelves. Wardrobe section includes top perforations for ventilation. Two locks included - wardrobe door and drawers. Counterweight required for freestanding, **add \$105**. Shipped assembled in 1 carton.



Left hand shown

Personal Tower - Open Shelf and File/File Drawers



Left hand shown

Personal Tower - Hinged Door Shelf and Box/Box/File Drawers

50"H

GUSLF4G24BCPL	24 x 24 x 49.6	176.7	19.2	\$2446
GUSLF4G24BCPR	24 x 24 x 49.6	176.7	19.2	\$2446

54"H

GUSLF4H24BCPL	24 x 24 x 53.6	181.6	19.8	\$2460
GUSLF4H24BCPR	24 x 24 x 53.6	181.6	19.8	\$2460

66"H

GUSLF5024BCPL	24 x 24 x 65.6	204.5	25.2	\$2499
GUSLF5024BCPR	24 x 24 x 65.6	204.5	25.2	\$2499

- GUSLFxx24BCPL models have wardrobe section on the **left** and box/box/file drawers on the **right**.
- GUSLFxx24BCPR models have wardrobe section on the **right** and box/box/file drawers on the **left**.

Wardrobe section includes top shelf and coat bar. Hinged door compartment of 50"H and 54"H includes one adjustable shelf; 66"H includes two adjustable shelves. Wardrobe section includes top perforations for ventilation. Three locks included - wardrobe door, hinged door shelving compartment and drawers. Counterweight required for freestanding, **add \$105**. Shipped assembled in 1 carton.

50"H

GUSLF4G24FCPL	24 x 24 x 49.6	181.1	19.2	\$2446
GUSLF4G24FCPR	24 x 24 x 49.6	181.1	19.2	\$2446

54"H

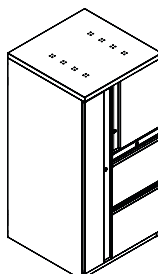
GUSLF4H24FCPL	24 x 24 x 53.6	186.4	19.8	\$2460
GUSLF4H24FCPR	24 x 24 x 53.6	186.4	19.8	\$2460

66"H

GUSLF5024FCPL	24 x 24 x 65.6	231.5	25.2	\$2499
GUSLF5024FCPR	24 x 24 x 65.6	231.5	25.2	\$2499

- GUSLFxx24FCPL models have wardrobe section on the **left** and file/file drawers on the **right**.
- GUSLFxx24FCPR models have wardrobe section on the **right** and file/file drawers on the **left**.

Wardrobe section includes top shelf and coat bar. Hinged door compartment of 50"H and 54"H includes one adjustable shelf; 66"H includes two adjustable shelves. Wardrobe section includes top perforations for ventilation. Three locks included - wardrobe door, hinged door shelving compartment and drawers. Counterweight required for freestanding, **add \$105**. Shipped assembled in 1 carton.



Left hand shown

Personal Tower - Hinged Door Shelf and File/File Drawers

Required specifications

Paint finish

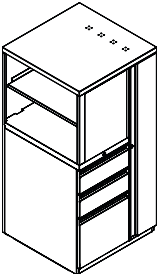
Optional specifications

Counterweight (must be factory installed)
Key alike/key #

Accessories

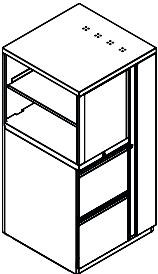
Extra or replacement keys, or keys + core available

PRIME - PERSONAL TOWERS	MODEL #	DIMENSIONS	WT/LB.	CUBIC FT.	LIST PRICE
-------------------------	---------	------------	--------	-----------	------------



Right hand shown

Personal Tower - Open Side Shelves and Box/Box/File Drawers



Right hand shown

Personal Tower - Open Side Shelves and File/File Drawers

W x D x H

50"H					
GUSLS4G2424BOPL	24 x 24 x 49.6	186.2	19.2	\$3194	
GUSLS4G2424BOPR	24 x 24 x 49.6	186.2	19.2	\$3194	

54"H					
GUSLS4H2424BOPL	24 x 24 x 53.6	186.9	19.8	\$3209	
GUSLS4H2424BOPR	24 x 24 x 53.6	186.9	19.8	\$3209	

66"H					
GUSLS502424BOPL	24 x 24 x 65.6	236.3	25.3	\$3254	
GUSLS502424BOPR	24 x 24 x 65.6	236.3	25.3	\$3254	

- GUSLSxx2424BOPL models have wardrobe section on the **left** and box/box/file drawers on the **right**.
- GUSLSxx2424BOPR models have wardrobe section on the **right** and box/box/file drawers on the **left**.

Wardrobe section includes top shelf and coat bar. 50"H and 54"H include open side shelf with one adjustable shelf; 66"H includes open side shelf with two adjustable shelves. Wardrobe section includes top perforations for ventilation. Two locks included - wardrobe door and drawers. Shipped assembled in 1 carton.

50"H					
GUSLS4G2424FOPL	24 x 24 x 49.6	179.6	19.2	\$3194	
GUSLS4G2424FOPR	24 x 24 x 49.6	179.6	19.2	\$3194	

54"H					
GUSLS4H2424FOPL	24 x 24 x 53.6	180.3	19.8	\$3209	
GUSLS4H2424FOPR	24 x 24 x 53.6	180.3	19.8	\$3209	

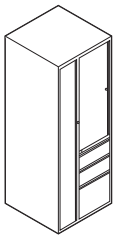
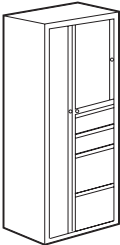
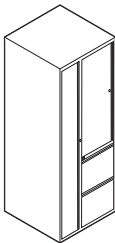

66"H					
GUSLS502424FOPL	24 x 24 x 65.6	232.6	25.3	\$3254	
GUSLS502424FOPR	24 x 24 x 65.6	232.6	25.3	\$3254	

- GUSLSxx2424FOPL models have wardrobe section on the **left** and file/file drawers on the **right**.
- GUSLSxx2424FOPR models have wardrobe section on the **right** and file/file drawers on the **left**.

Wardrobe section includes top shelf and coat bar. 50"H and 54"H include open side shelf with one adjustable shelf; 66"H includes open side shelf with two adjustable shelves. Wardrobe section includes top perforations for ventilation. Two locks included - wardrobe door and drawers. Shipped assembled in 1 carton.


Required specifications	Optional specifications	Accessories
Paint finish	Key alike/key #	Extra or replacement keys, or keys + core available

P 9300P PERSONAL TOWERS

9300P - PERSONAL TOWERS		MODEL #	DIMENSIONS	WT/LB.	CUBIC FT.	LIST PRICE
	Personal Tower - 2 Box/1 File Drawers		W x D x H			
		93PT-2BFL	24 x 24 x 65.25	166	26	\$2648
		93PT-2BFR	24 x 24 x 65.25	166	26	\$2648
		<ul style="list-style-type: none">Model 93PT-2BFL has wardrobe section on the left and file drawers on the right.Model 93PT-2BFR has wardrobe section on the right and file drawers on the left. <p>Full looped pulls on all drawers. Includes ventilated 24"D wardrobe section, locker compartment, two box and one file drawers. Locker compartment includes two shelves. Three locks keyed alike. Shipped assembled in 1 carton.</p>				
	Personal Tower - 2 Box/2 File Drawers					
		93PT2B2FL	24 x 24 x 65.25	176	26	\$2648
		93PT2B2FR	24 x 24 x 65.25	176	26	\$2648
		<ul style="list-style-type: none">Model 93PT2B2FL has wardrobe section on the left and file drawers on the right.Model 93PT2B2FR has wardrobe section on the right and file drawers on the left. <p>Full looped pulls on all drawers. Includes ventilated 24"D wardrobe section, locker compartment, two box and two file drawers. Locker compartment includes two shelves. Three locks keyed alike. Shipped assembled in 1 carton.</p>				
	Personal Tower - 2 File Drawers					
		93PT-2FL	24 x 24 x 65.25	163	26	\$2648
		93PT-2FR	24 x 24 x 65.25	163	26	\$2648
		<ul style="list-style-type: none">Model 93PT-2FL has wardrobe section on the left and file drawers on the right.Model 93PT-2FR has wardrobe section on the right and file drawers on the left. <p>Full looped pulls on all drawers. Includes ventilated 24"D wardrobe section, locker compartment and two file drawers. Locker compartment includes two shelves. Three locks keyed alike. Shipped assembled in 1 carton.</p>				
	Personal Tower - 3 File Drawers					
		93PT-3FL	24 x 24 x 65.25	173	26	\$2648
		93PT-3FR	24 x 24 x 65.25	173	26	\$2648
		<ul style="list-style-type: none">Model 93PT-3FL has wardrobe section on the left and file drawers on the right.Model 93PT-3FR has wardrobe section on the right and file drawers on the left. <p>Full looped pulls on all drawers. Includes ventilated 24"D wardrobe section, locker compartment and three file drawers. Locker compartment includes two shelves. Three locks keyed alike. Shipped assembled in 1 carton.</p>				

Required specifications	Optional specifications
Paint finish	Key alike/key #*

PRIME - COMBINATION CABINETS




4 High Combination Cabinet, 49.6" H*

MODEL #	DIMENSIONS	WT/LB.	CUBIC FT.	LIST PRICE
---------	------------	--------	-----------	------------

W x D x H

GUCC41G1830P	30 x 18 x 49.6	150	18.2	\$2296
GUCC41G1836P	36 x 18 x 49.6	173	21.6	\$2582
GUCC41G1842P	42 x 18 x 49.6	195.4	25.1	\$2783

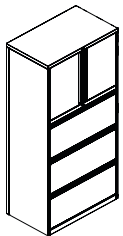
Multi-stor cabinet includes hinged door upper section with one adjustable shelf and two fixed front file drawers below. Top drawer 11.2"H, bottom drawer 13.6"H. Locking. Counterweight required for freestanding, **add \$200**. Key individual drawers optional, **add \$350**. Shipped assembled in 1 carton.



4 High Combination Cabinet, 53.6" H*

GUCC41H1830P	30 x 18 x 53.6	154.5	19.6	\$2321
GUCC41H1836P	36 x 18 x 53.6	178.5	23.3	\$2395
GUCC41H1842P	42 x 18 x 53.6	202	27	\$2543

Multi-stor cabinet includes hinged door upper section with one adjustable shelf and two fixed front file drawers below. Top drawer 11.2"H, bottom drawer 13.6"H. Locking. Counterweight required for freestanding, **add \$200**. Key individual drawers optional, **add \$705**. Shipped assembled in 1 carton.

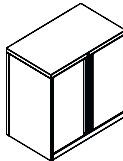


5 High Combination Cabinet, 65.6" H*

GUCC51C1830P	30 x 18 x 65.6	188.5	23.9	\$2955
GUCC51C1836P	36 x 18 x 65.6	216.9	28.4	\$3106
GUCC51C1842P	42 x 18 x 65.6	245.5	32.9	\$3257

Multi-stor cabinet includes hinged door upper section with one adjustable shelf and three fixed front file drawers below. All drawers 11.2"H. Locking. Counterweight required for freestanding, **add \$200**. Key individual drawers optional, **add \$705**. Shipped assembled in 1 carton.

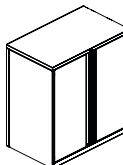
PRIME - STORAGE CABINETS



2 High Storage Cabinet

GUSC21G1830P	30 x 18 x 28	75.1	10.5	\$1124
GUSC21G1836P	36 x 18 x 28	86.5	12.5	\$1159
GUSC21G1842P	42 x 18 x 28	95.8	14.5	\$1234

One adjustable shelf and one fixed bottom shelf. Locking. Shipped assembled in 1 carton.



3 High Storage Cabinet

GUSC31G1830P	30 x 18 x 39.2	96.7	14.5	\$1459
GUSC31G1836P	36 x 18 x 39.2	111.6	17.2	\$1497
GUSC31G1842P	42 x 18 x 39.2	124.5	20	\$1691

Two adjustable shelves and one fixed bottom shelf. Locking. Shipped assembled in 1 carton.

Required specifications

Paint finish

Optional specifications

Counterweight* (must be factory installed)
Key alike/key # (no upcharge)
Key individual drawers* (upcharge applies)


Accessories

Extra or replacement keys, or keys + core available

S PRIME STORAGE CABINETS

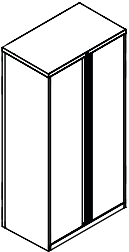
PRIME - STORAGE CABINETS	MODEL #	DIMENSIONS	WT/LB.	CUBIC FT.	LIST PRICE
--------------------------	---------	------------	--------	-----------	------------

W x D x H					
GUSC41H1830P	30 x 18 x 53.6	120.2	19.6	\$1794	
GUSC41H1836P	36 x 18 x 53.6	138.3	23.3	\$1872	
GUSC41H1842P	42 x 18 x 53.6	154.4	27	\$2082	



4 high Storage Cabinet*

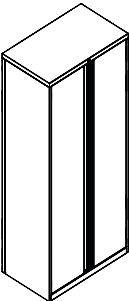
Three adjustable shelves and one fixed bottom shelf. Locking. Shipped assembled in 1 carton.



5 high Storage Cabinet*

GUSC51C1830P	30 x 18 x 65.6	138.5	23.9	\$2057	
GUSC51C1836P	36 x 18 x 65.6	160.4	28.4	\$2133	
GUSC51C1842P	42 x 18 x 65.6	180.4	32.9	\$2243	

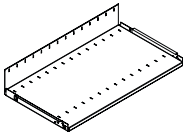
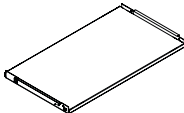
Four adjustable shelves and one fixed bottom shelf. Locking. Shipped assembled in 1 carton.



6 high Storage Cabinet*

GUSC61G1830P	30 x 18 x 77.6	161.6	28.1	\$2694	
GUSC61G1836P	36 x 18 x 77.6	186.5	33.5	\$2769	
GUSC61G1842P	42 x 18 x 77.6	209.3	38.8	\$2881	

Five adjustable shelves and one fixed bottom shelf. Locking. Shipped assembled in 1 carton.








Extra Cabinet Shelf

Non-slotted shelf				
GUSA011830	28.4 x 16 x 0.8	7.2	0.4	\$180
GUSA011836	34.4 x 16 x 0.8	8.4	0.5	\$216
GUSA011842	40.4 x 16 x 0.8	9.5	0.6	\$252
Slotted shelf				
GUSA021830	28.4 x 16 x 5.25	8.2	1.8	\$290
GUSA021836	34.4 x 16 x 5.25	9.6	2.2	\$371
GUSA021842	40.4 x 16 x 5.25	10.8	2.6	\$451

Shelves can be accommodated in GUSC and GUCC cabinets to corresponding widths.

Required specifications	Optional specifications	Accessories
Paint finish	Key alike/key #*	Extra or replacement keys, or keys + core available*

9300 - STORAGE CABINETS	MODEL #	DIMENSIONS	WT/LB.	CUBIC FT.	LIST PRICE
 <p>Two Door Storage Cabinet - 27.125" H*</p>		W x D x H			
	9336-2S1	36 x 18 x 27.12	61	14	\$613
	One full width, fixed , non-slotted shelf. Lock and leveling glides standard. Matches lateral file case dimensions. Shipped assembled in 1 carton. <ul style="list-style-type: none"> All shelves were tested to hold up to 120 lbs. evenly distributed. 				
 <p>Two Door Storage Cabinet - 42"H*</p>	9336-S42L	36 x 18 x 42	89	20	\$571
One fixed and one adjustable shelf. Lock and leveling glides standard. Shipped assembled in 1 carton. <ul style="list-style-type: none"> All shelves were tested to hold up to 120 lbs. evenly distributed. 					
 <p>Two Door Storage Cabinet - 42"H*</p>	93CG-S42L	36 x 18 x 42	110	20	\$950
One fixed and two adjustable shelves. Two point locking doors. Shipped assembled in 1 carton. <ul style="list-style-type: none"> CGSB approved. All shelves were tested to hold up to 120 lbs. evenly distributed. 					
 <p>Additional Shelf</p>	9336-FWS	36 x 18 x 0.75	7	5	\$85
	93CG-FWS	36 x 18 x 0.75	7	5	\$107
Specify 9336-FWS for 9336-5MSL, 9336-S72L, 9336-S42L and 9336-2SL. Specify 93CG-FWS for 93CG storage cabinets.					

9300 - MULTI-STOR CABINETS	MODEL #	DIMENSIONS	WT/LB.	CUBIC FT.	LIST PRICE
 <p>Multi-Stor Cabinet*</p>	9336-5MSL	36 x 18 x 65.25	158	32	\$2097
All purpose storage unit with two fixed shelves, one adjustable shelf and standard side-to-side hanging file bars in the roll-out drawers. Center pull handle design. Shipped assembled in 1 carton. <ul style="list-style-type: none"> Storage and lateral units lock independently and are keyed alike. Upper drawer is binder opening; lower drawer is letter opening. Both drawers accept legal files. 					

Required specifications
Paint finish

Optional specifications
Key alike/key #*

S 9300P STORAGE CABINETS

9300P - STORAGE CABINETS	MODEL #	DIMENSIONS	WT/LB.	CUBIC FT.	LIST PRICE
--------------------------	---------	------------	--------	-----------	------------

		W x D x H			
	9336PS42L	36 x 18 x 42	89	20	\$769

Two Door Storage Cabinet - 42”H

One fixed and one adjustable shelf. Lock and leveling glides standard. **Full pull handle design.**
Shipped assembled in 1 carton.

- All shelves were tested to hold up to 70 - 75 lbs. evenly distributed.

9300P - EXHIBIT CABINETS

					
	9336P-5FX	36 x 18 x 65.25	165	26.98	\$2003

Exhibit Cabinet*

Open shelving with one fixed and two adjustable shelves and two lateral file drawers. Side-to-side hanging file bars included. Locking. **Full pull handle design.**

Required specifications	Optional specifications
Paint finish	Counterweight*
	Key alike/key #

LIST PRICE

W x D x H

GUWC51C1830P	30 x 18 x 65.6	125.3	23.9	\$1571
GUWC51C1836P	36 x 18 x 65.6	165	28.4	\$1909
GUWC51C1842P	42 x 18 x 65.6	180.6	32.9	\$2103

30" wide includes full width shelf and side-to-side coat rod. 36" and 42"W are split with shelving on left side, wardrobe on the other. Locking. Shipped assembled in 1 carton.

Two Compartment Wardrobe Cabinet

93SW-2072	36 x 20 x 72	178	34.3	\$1914
-----------	--------------	-----	------	---------------

One compartment has three adjustable shelves with one fixed storage shelf and a separate locking storage drawer. Other compartment has a 67" storage section for extra long coats.

Matches lateral file case dimensions. Doors open 165°. Shipped assembled in 1 carton.

Required specifications

Paint finish

Optional specifications

Key alike/key #



MVLS42L

GENERAL INFORMATION

- Commercial quality storage cabinets.
- All doors feature a recessed angled vertical full pull.
- 42"H cabinet comes with two shelves (one fixed and one adjustable).
- Bottom pan can also be used as a shelf.
- Leveling glides included.
- Coated with environmentally friendly, recyclable paint, electrostatically applied for a durable finish.
- Meets applicable ANSI/BIFMA standards.
- Canadian made with a Lifetime Warranty.
- Greenguard Certified.

CONSTRUCTION

- Welded one-piece top.
- Locks are standard and have removable cores.
- Key locks are random and cannot be specified.
- Four adjustable leveling glides are easily accessible from inside or outside of the cabinet for ease of adjustment.
- Cabinets are 18"D.

FINISHES

- MVLSTOR storage cabinets are readily available in Black (BLK), Designer White (DWT), Grey (GRY) and Nevada (NEV) finishes.
- Available in all other Global standard colors at no upcharge, minimum order of 10 pieces. 3-week lead time.

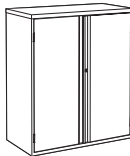

ACCESSORIES

- Additional shelf for storage cabinet.

SHIPPING

- MVLSTOR storage cabinets are shipped fully assembled.

FINISHES

STORAGE CABINETS		MODEL #	DIMENSIONS	WEIGHT	VOLUME	LIST PRICE
	W x D x H					
	MVLS42L	36 x 18 x 42	100	20	\$629	
Recessed Angled Full Pull Cabinet		42" high. One fixed shelf and one adjustable shelf. Bottom pan can also be used as a shelf. Two door hinged storage cabinet. Recessed angled vertical full pulls. Lock and leveling glides included. Shipped assembled in 1 carton.				
ADDITIONAL SHELF						
						
	MVLFWS	36 x 18 x 0.75	7	0.4	\$99	
Additional Shelf for Storage Cabinet		Extra shelf for storage cabinets. Available in finishes to match cabinet. Shipped in 1 carton.				

textiles and finishes

Care and Cleaning

Textiles

Fabrics: To extend the life of your seating upholstered in fabric, regularly dust the chair to prevent airborne particles from penetrating the fabric surface.

For light soiling, use a damp cloth and blot the spot with very light pressure, taking care never to soak the fabric. Dry with a clean cloth by blotting - never rub fabric. More intense stains can be treated the same way, but with a mild detergent. Always test fabric first in an unseen area before using any cleaning method.

Leather: For regular cleaning, simply use a soft damp cloth, taking care not to soak the leather. For more thorough treatment, soak a soft cloth in a mild soap solution and wipe surface in a light circular motion. Repeat with clean water. Allow to dry and polish with a soft dry cloth. Do not use detergents, aerosol sprays or other polishes.

Hard Surfaces

Laminate & painted metal finishes: Wipe the surface with a clean soft damp cloth; if needed, a mild soap solution (i.e. Ivory dishwashing liquid) can be used. To prevent streaks, dry the surface with a clean dry soft cloth moving in a circular motion.

Textiles

- **Water-based cleaner (W):** Spot clean, using the foam only from a water-based cleaning agent, such as a mild detergent or non-solvent upholstery shampoo product. Apply foam with a soft brush in a circular motion. Vacuum when dry. Pretest small area before proceeding.
- **Solvent cleaner (S):** Spot clean, using a mild water-free solvent or dry cleaning product. Clean only in a well-ventilated room and avoid any product containing carbon tetrachloride or other toxic materials. Pretest a small area before proceeding.
- **Water/solvent cleaner (WS):** Spot clean with a mild solvent, an upholstery shampoo, or the foam from a mild detergent. When using a solvent or dry cleaning product, follow instructions carefully and clean only in a well-ventilated room. Avoid any product that contains carbon tetrachloride or other toxic materials. With either method, pretest a small area before proceeding.
- **Vacuum only (X):** Clean this fabric only by vacuuming or light brushing to prevent accumulation of dust and grime. Water-based foam cleaning agents of any kind may cause excessive shrinking, staining, or distortion of the surface pile and therefore, should not be used.
- **Crypton cleaning (C):** Generally stains are removed with plain water and powdered enzyme detergent. Upholstery foam shampoo, water-based cleaning products and germicidal detergents can be used. Be sure to remove all residue from cleaning products with clean water. Do not use solvent-based cleaners or dry cleaning products.
- These recommendations and codes were developed by fabric specialists. However, because of the various ways fabric can be stained or damaged, there is no guarantee that the results will be completely successful. Use suggested methods on your own responsibility. To help prevent overall soil, frequent vacuuming or light brushing to remove dust and grime is recommended. Use professional furniture cleaning service when overall soiled condition has been reached.

Carded Textiles

BANTAM

Apple (BM21)	Cosmic (BM25)	Dove (BM23)	Firelight (BM26)	Ghost (BM22)	Ginger (BM27)
Iron (BM24)	Rabbit (BM20)	Tropical (BM28)			

Bantam is a durable, bleach cleanable (9:1) vinyl.

LUXHIDE BONDED LEATHER

Black (PU30/BL20)	Burgundy (PU36/BL26)	Charcoal (PU37/BL27)	Dark Brown (PU34/BL24)	Light Grey (PU41/BL34)	Parchment (PU32/BL22)
Saddle (PU33/BL23)	White (PU38/BL28)				

TRAK

Apple (TK47)	Carbon (TK52)	Cement (TK43)	Copper (TK45)	Latte (TK42)	Merlot (TK49)
Midnight Sky (TK50)	Mocha (TK51)	Mustard (TK41)	Silver (TK44)	Steel (TK48)	Taupe (TK40)
Teal (TK46)					

File Finishes - Standard

Black (BLK)	Bone (BNE)	Business Grey (BGR)	Charcoal (CHR)	Claret (CLT)	Desert Putty (DPT)
Designer White (DWT)	Fog (FOG)	Grey (GRY)	Ice (ICE)	Ivory (IVR)	Light Grey (LGR)
Metro (MET)	Moss (MOS)	Navy (NVY)	Nevada (NEV)	Oyster (OYS)	Sky (SKY)
Silver (SIL)	Stone (STN)	Storm Grey (SGR)	Tahiti Sand (TSA)	Taupe (TPE)	Tungsten (TUN)*
Willow (WIL)					

**10% upcharge applies*

File Finishes - Textured

Black Coffee (BKC)	Blizzard (BZD)	Dark Chocolate (T19)	Mocha (MCH)	Stonedust (SDT)	
--------------------	----------------	----------------------	-------------	-----------------	--

Laminate

Absolute Acajou (ACJ)	Asian Night (ASN)	Avant Cherry (AWC)	Avant Honey (AWH)	Clear Maple (CMB)	Dark Espresso (DES)
Designer White (DWT)	Noce Biondo (NBL)	Noce Grigio (NGL)	Noce Leggero (NEL)	Noce Medio (NML)	White Chocolate (WHC)
Winter Cherry (WCR)					

This illustrated list price book has been designed to facilitate fast reference and easy use. Products are categorized into "seating", "desks", "files", "panels" or "tables" and are listed numerically within their categories. The line drawings match actual photographs (where possible) to aid in instant recognition of the total range within a series.

Sales of Global Furniture Group ("Global") products are made only on Global's standard Terms and Conditions of sale which are contained in this list price book. The "Purchaser" in these Terms and Conditions shall refer to Dealers and those who originally purchase directly from Global for use or re-sale. These standard Terms and Conditions may be modified or supplemented only by a separately written document signed by Global's authorized personnel at its head office in Toronto, Ontario, Canada. Any term or condition contained in any purchase order or other form used by the Purchaser to order goods (including standard, printed language) which is different from, in addition to, or in any way inconsistent with Global's standard Terms and Conditions shall be of no force or effect whatsoever.

All illustrations, specifications and prices in this list price book are based on the latest product information available at time of publication. Global reserves the right to make changes at any time and without prior notice to prices, colors, materials, specifications and models offered.

Description

Each product shown or described in this list price book is standard Global product. Available options are noted at the beginning of each series. Available options may require additional delivery time and cost, and may affect the warranty given. Sizes and weights shown are approximate and are subject to slight changes from time to time.

Prices and Payment

The prices shown in this list price book as well as those quoted by Global, are in Canadian dollars for orders shipped to destinations in Canada.

If shipping date requested is more than 90 days from date of order, Global shall reserve the right to use published list prices effective at time of shipment.

Orders are invoiced at time of shipment. Terms of payment are net 30 days from date of invoice unless otherwise stated. The Purchaser agrees that Global shall reserve the right to enforce a charge amounting to 1.5% per month (18% per year) on invoices outstanding more than 30 days.

If the Purchaser's most recent annual net volume is less than \$5,000, Global may suggest payment be made in advance.

All orders are subject to the Purchaser complying with Global's prevailing credit policy.

Any products sold by Global shall remain the property of Global until fully paid.

Prices are suggested list prices only and are subject to change without notice. Global will, however, attempt to keep the Purchasers up-to-date on all developments including price changes.

Taxes

All prices shown in this list price book are exclusive of sales, use, excise, HST and other applicable taxes and duties which may be the Purchaser's responsibility as per the invoice issued by Global. If the Purchaser claims an exemption from such taxes, it shall be the Purchaser's responsibility to furnish Global with an appropriate exemption certificate at time of order.

Ordering Information

Global requires that all orders be submitted in writing and will be acknowledged on Global's acknowledgment forms governing the transaction.

The details appearing on this acknowledgment will describe the items to be shipped and the approximate shipping date. It is the Purchaser's responsibility to determine that the information in the acknowledgment is correct. In the event of an error, the Purchaser must notify their Global Customer Service representative immediately by telephone followed by written confirmation. Shipping dates are assigned to orders based on the items having the longest manufacturing lead time (unless instructed to partial ship).

At time of order, please provide the following information:

1. Account number (if possible)
2. PO number
3. "Bill to" and/or "Ship to" and name and address
4. Complete model number and selected options including textiles/finishes
5. Special instructions and tag information
6. Shipping instructions, please indicate:
 - a. pick up
 - b. Global trailer program
 - c. common carrier, provide name of carrier, your account number
7. Special quote (SQ) # or MTM # (if applicable)
8. Customer's Own Material (COM), Global Purchased Material (GPM), Customer's Own Leather (COL), see below.
9. For specials and custom quoted product, please indicate the custom quote # on your PO. If changes are made to the quote a new quote must be issued prior to submitting the order. It is the Purchaser's responsibility to determine that the information on the quote is correct. Global will not be responsible for wrong product due to errors in the quote.

The above points will be checked by Global for accuracy. Global will process orders using the codes provided by the Purchaser. Price discrepancy is the responsibility of the Purchaser. The Purchaser must notify Global prior to invoicing.

The Purchaser is responsible for providing correct information at time of order. If no option(s) are selected the system will default to standard feature(s). Orders with missing/incorrect information (finish, etc.) will be put on hold until all information is complete. Orders will be scheduled for manufacturing upon receipt of complete information.

Changes and Cancellations

After the date of Global's acknowledgment of the Purchaser's order, the order may not be changed or canceled by the Purchaser without the written consent of Global. Orders for products upholstered in "special order textiles" (GPM) cannot be canceled once material has been purchased. Special order items, COM and textile-covered items already in production are not subject to change or cancellation under any circumstances. Textile-covered items are considered to be in production once the textile is scheduled for cutting. Other standard items already in production are subject to a minimum 35% cancellation charge.

Errors and Omissions

All quotations, acknowledgments and invoices are subject to corrections for any errors and omissions.

Casters

The list price book specifies the caster which comes standard with each chair model. Most chairs are equipped with C1 or C65 casters which are best used on carpeted surfaces. If it is intended to use the product on hard surfaces such as ceramics, concrete, linoleum or hardwood, it is recommended to use different casters. It is the responsibility of the customer to determine the standard caster for a particular product and whether such caster is appropriate for the given application. The Arm and Caster section illustrates the caster options offered by Global and their suggested uses.

FINISHES

Seating Finishes - Painted

Where painted frames are not a standard color, a special quote is required.

Seating Finishes - Wood Stains

A one time setup fee of \$250 net will be applied per order for custom wood staining/color matching requests. This payment will be valid for 5 years from the date it is set up. After 5 years, the \$250 setup fee will apply again. Restrictions may apply. The customer must provide a 3" x 3" color chip/sample.

For application of customer's own wood stain, there will be an upcharge of 10% list price, per unit (in addition to the option upcharge, when applicable). For orders with custom stain unit quantities of 30 or more, the upcharge may be reduced or eliminated. A [Special Product Request](#) must be submitted for a quotation.

File Finishes

There is no upcharge on any standard file finish. Any non-standard file finish must be approved by Global prior to acceptance of order and may be subject to an upcharge.

9300 Series, 9300 Plus Series and G Series Pedestals can be ordered in non-standard finishes with a 10% upcharge on orders up to and including 10 units. There is no upcharge on orders of 11 units or more.

Please note:

- You can only combine 9300 Series, 9300 Plus Series to meet the 11 unit minimum.

An upcharge of 10% will apply to Metallic, Mica, Tungsten and any non-standard White finishes regardless of the number of units ordered.

Wood Veneer Finishes

Because the distinctive characteristics and the nature of wood products cause variations, exact matches are not always possible. Global will not be held responsible if the finishes cannot be matched.

Customer's Own Material (COM)

Use of COM must be approved by Global prior to acceptance of order. Please submit the Authorization Request Form. Photocopy and use this form as often as necessary. The customer must provide a 12" x 12" textile sample and advise how the textile is to be applied and quantity of textile being sent. **Textile yardage requirement will be advised by the factory, and additional yardage may be required if pattern requires matching.** Upon approval from Global, send textile to the COM Department at: 596 Supertest Road, Toronto ON, M3J 2M5. Send to the address provided on shipping document upon approval from Global. If COM is difficult to apply or if product is required to be modified, extra charges will apply. Global reserves the right to cancel an order at any time if COM is inadequate for any reason. COM must be shipped freight and duties paid if applicable to our factory. Such shipment must be fully identified with the Purchaser's order number, and the item for which the material is intended. Performance of COM when applied to product is the sole responsibility of the Purchaser. Global's standard product warranty shall not apply to COM.

COM price is the lowest published price/grade for the series. The published yardage requirement for COM orders is approximate and shown beside each item in the list price book. The yardage shown there is based on the textile requirements for cutting and sewing a single chair in a plain patterned textile. For textiles with a pattern repeat or for COM orders involving 10 or more chairs, please consult with Customer Service for recalculation of the yardage requirements as this may significantly change the textile requirement.

Textile Grading

All products are priced according to their standard textile grade. Lower grade textiles may be available but at the same price as standard textile grade. See Textiles and Finishes section for graded textiles.

Combining two grades of textiles may result in a revised grade. Please refer to "Two Grades Combination Chart" in the Textiles and Finishes section. For more than two textiles a special quotation is required.

Global Purchased Material, Customer Specified (GPM)

Global may purchase material specified by the customer. Use of GPM must be approved by Global prior to acceptance of order. If it is difficult to apply or if product is required to be modified, extra charges will apply. Global reserves the right to cancel an order at any time if GPM is inadequate for any reason. Performance of GPM when applied to product is the sole responsibility of the textile vendor. Global's standard warranty will not apply to GPM materials.

Customer's Own Leather (COL)

Not all seating can be upholstered in leather. Please consult series notes for availability. COL price is the lowest published grade for the series (leather or fabric).

Upholstery Coverings

Slight variations in color may occur between dye lots. Although Global attempts to minimize these variances, they do occur and must be accepted as normal and will not be considered defects.

Leather is a Natural Product

Natural variations occur in the color, grain and texture of leather. As a result, a degree of variation should be expected. As leather is used it develops a patina. Its color changes slightly, it will get marked and it will stretch and pull, these are the hallmarks of genuine leather and are not considered defects.

Yardage

Required yardage (yd) is based on unmatched materials with widths of 54" for seating, 63" for panels.

Arms

A wide selection of arms are available for some series. See Arm Chart in the Seating list price book.

Weight

In the Seating list price book, weight is provided for both unit weight and carton weight. In the Desking + Tables or Metal Filing + Storage list price books, carton weight is provided.

Delays

Global's order acknowledgment will state a shipping date which is Global's best estimate at the time the order is acknowledged. However, Global shall not incur any obligation or liability to the Purchaser for failure to ship by specified date unless Global has agreed to an unequivocal shipping date in a separately signed written document executed by its authorized personnel at its head office. In addition, Global will not be liable for any loss or damage resulting from any delay or failure in shipment or other failure to perform all or any part of the agreement between the parties with respect to the goods shown on the face of the order acknowledgment where such delay, failure, loss or damage is the proximate result of any act of any governmental authority or political subdivision thereof, revolution, riot, civil disorder or disturbance, delay or default in transportation, strike disputes among or between labor unions or other labor disputes, delay or inability in obtaining materials and facilities, fire, flood, act of God or any cause not within the reasonable control of Global.

Free on Board (FOB)

FOB point is Global's Factory, Toronto, Ontario, Canada.

Courier Type Shipments



This symbol is used to indicate that the adjacent product can be sent by courier type shipments, such as Federal Express, Purolator, CanPar and UPS.

Shipping

The Purchaser must select, at time of order, one of two methods of freight payment. Global will make no end-user shipments unless special arrangements have been made.

1. FOB point of shipment, freight collect - pick up and common carrier.
2. FOB point of shipment, freight prepaid and invoiced to the Purchaser - Global Trailer Program.

All deliveries are dock to dock.

Service

Service requests are normally the responsibility of Global's authorized Dealers. Where this cannot be accomplished on a local level, service problems should be referred to Global's Customer Service Department.

Global/Express (Canada)

Tel: (905) 660-5101 or 1-800-567-8901

Fax: (905) 660-4759 or 1-800-375-5134

Global International

Tel: (416) 661-3660

Fax: (416) 661-661-0983 or 1-877-585-5579

Returns

No returns of goods will be accepted without written consent and shipping instruction from Global. A minimum re-stocking charge of 35% is made on all authorized returns for credit or refund, provided goods are received by Global in the condition in which they left the factory. This may increase depending on the type of product. Global's Return Goods Authorization (RGA) numbers must appear prominently on all authorized returns. Global will not be responsible

for return freight costs. No credit will be given if goods cannot be reused as new. Special order items, non-stock items and COM products are in no event subject to return. All returns must be approved and authorized in writing by Global Customer Service. Global reserves the right to refuse delivery of any unauthorized returns.

Claims

All goods are sold FOB plant or Global Distribution Center. Global is not responsible for damage which occurs in transit (or in storage). The carrier signs for all goods received in apparently good order. It is the Purchaser's responsibility to examine goods upon receipt and to file any claims with the carrier for losses or damage to the product occurring during transit, including concealed damage.

Any claims made against Global for apparent defects, errors or shortages must be made by the Purchaser, in writing, within 15 working days after any delivery. Failure by the Purchaser to make any claim against Global within 15 days shall constitute acceptance of the goods and a waiver of any apparent defects, errors or shortages.

Suspension

In the event that the Purchaser defaults in the payment of any sum due to Global, or in the event the Purchaser's financial condition becomes unsatisfactory to Global, Global shall have the right to defer or discontinue shipment of any goods until such time as the default is cured or the Purchaser provides assurance of payment to Global.

Copyright

All catalogs, photographs, drawings, list price books and other printed materials are protected by copyright. All rights reserved.

Trademarks

All trademarks are owned by Global Furniture Group other than OBUSFORME™ which is owned by OBUSFORME LTD CO., a division of Homematics Inc., MOR-CARE which is owned by MORBERN INC, Perma-Mesh which is the property of J.B. Research Inc. SCHUKRA™ which is owned by SCHUKRA MANUFACTURING INC. OBUSFORME® and the distinctive backrest design are registered trademarks of OBUSFORME LTD CO.

Designs and Patents

Many of the products produced by Global are protected by design registrations, design patents and/or patents. Design and specifications are subject to change, discontinuance or additions without notice.

For a full listing of issued trademarks, please visit globalfurnituregroup.com.

Cubic Measure

The stated volume is an approximate cubic foot measure that may be used to calculate freight costs. The figure shown is the total shipping volume of a unit (e.g. if a part is sent in 2 cartons the volume indicated reflects both cartons together) and is subject to change without notice. It is most economical to purchase the specified number per carton.

Combined Shipments

Global will make every effort to combine shipments and orders on written request. However, Global cannot be held responsible where such requests are not complied with.

Offer of Sale

Possession of this list price book or any other literature shall not imply the company's willingness to sell to the holder and shall not be construed as a direct offer of sale.

If a conflict arises between: (i) prices found in software support packages furnished to the customer by Global or by any other source on behalf of Global; and (ii) Global's current pricing found on Global's website, then the most current shall prevail.

Testing Qualifications

Many Global products pass or exceed the most stringent industry testing standards.

Disclaimer

Metric dimensions are provided for seating products for reference only. In the event that there is a discrepancy between imperial measurements and metric measurements, imperial measurements shall prevail. Prices shown are current manufacturer's suggested list prices at time of printing. Updated pricing is available on Global's website. All applicable taxes are extra. Descriptions, specifications and prices are subject to change without notice. Errors and omissions are subject to correction.

Fire Codes

Flame resistant components are most often requested to be tested to comply with California Technical Bulletin 11, often referred to as CAL117. The foam used in Global chairs meets the requirements of California TB117 and all of the upholstery fabrics Global offers meet this requirement. There are other fire codes that are not commonly specified. Global Upholstery Ltd. can usually provide test results for any North American code. Please contact Customer Service.

This list price book is effective as of January 1, 2023.

For periodic updates, please check the PDF at globalfurnituregroup.com. After login, select Resources then Price Lists. From here you will have the option to select either the Seating, Desking + Tables or Metal Filing + Storage price list books. Global warrants that all commercial products are free from defects in material and workmanship, for the life of the product, to the original Purchaser.

WARNING - SEATING PRODUCTS TO PREVENT PRODUCT FAILURE AND POSSIBLE INJURY:

Ensure that the appropriate selection is made for the intended use of the chair including user's weight. Some chairs are not recommended for users above a certain weight. Frequently inspect the chair for visible cracks and tighten all screws, bolts and adjustable knobs. If the chair is damaged or unstable, immediately remove it from service.

Any information or suggestions concerning applications, specifications or compliances with codes and standards is provided solely for your convenient reference and without any representation as to accuracy or suitability. Global disclaims any legal responsibility. The user must verify and test the suitability of any information or products for his specific application. Global reserves the right to change the Terms and Conditions in the list price book without notice.

Instructions

- Please indicate the number of lock cores required per number and provide total count
- Include line item "KEYLIST" on your order
- Submit completed form with order to Global Furniture Group

Applicable on all 1200 Series Personal Storage Lockers (401-550)

Order#: _____ Date: _____

PO#: _____ Internal Truck#: _____

KEY#	SETS REQUIRED	KEY#	SETS REQUIRED	KEY#	SETS REQUIRED	KEY#	SETS REQUIRED	KEY#	SETS REQUIRED
401		431		461		491		521	
402		432		462		492		522	
403		433		463		493		523	
404		434		464		494		524	
405		435		465		495		525	
406		436		466		496		526	
407		437		467		497		527	
408		438		468		498		528	
409		439		469		499		529	
410		440		470		500		530	
411		441		471		501		531	
412		442		472		502		532	
413		443		473		503		533	
414		444		474		504		534	
415		445		475		505		535	
416		446		476		506		536	
417		447		477		507		537	
418		448		478		508		538	
419		449		479		509		539	
420		450		480		510		540	
421		451		481		511		541	
422		452		482		512		542	
423		453		483		513		543	
424		454		484		514		544	
425		455		485		515		545	
426		456		486		516		546	
427		457		487		517		547	
428		458		488		518		548	
429		459		489		519		549	
430		460		490		520		550	
401-430 =		431-460 =		461-490 =		491-520 =		521-550 =	
								TOTAL	

Global warrants that all commercial products are free from defects in material and workmanship, for the life of the product, to the original Purchaser.

Global will repair or replace, at Global's option, as the sole remedy for any defect covered by the warranty. The warranty applies to products manufactured after March 22, 2016.

Global makes no warranty that any of its products are suitable for any particular purpose and makes no other warranties, express or implied, other than those set out here. As codes and standards vary from one jurisdiction to another, references to compliance are solely for convenience and without any representation as to accuracy or suitability. Users must verify the suitability of such information or product for their specific application. In no event shall Global be liable in either tort or contract for any loss or direct, special, incidental, consequential, or exemplary damages.

Files, Desks, Modular Furniture, Tables, Panels & Accessories

Global warrants all components of metal storage and filing, laminate and wood veneer desks, laminate and wood veneer tables, metal leg components and panels for the lifetime of the product to the original Purchaser.

The warranty applies to single shift, standard commercial usage, defined as a standard eight (8) hour day, forty (40) hour week. Load restrictions apply, refer to individual product descriptions.

Exceptions to the warranty for files/desks/tables and panels are as follows:

- Electrical devices, panel and tackboard textiles, adjustable keyboard mechanisms, non-electrical table mechanisms, monitor arms, lecterns, coat trees and task lights - five (5) years
- Laminate folding tables - one (1) year
- Motorized electrical components - two (2) years
- Keyless lock options - two (2) years

Files, Desks, Modular Furniture, Tables, Panels & Accessories Warranty Summary

Product Type	Components Warranty For Original Purchaser	Exceptions
Metal storage and filing	lifetime	keyless lock options - 2 years
Laminate/wood veneer desks and modular furniture	lifetime	tackboard textiles, electrical devices, task lights - 5 years
Boardroom, conference and training tables	lifetime	electrical devices - 5 years moving parts - 5 years
Panels	lifetime	panel textiles, electrical devices, task lights - 5 years
Coat racks and lecterns	5 years	none
Folding tables (laminate & molded)	1 year	none
Height adjustable tables	5 years	motorized parts (on electrical tables) - 2 years

Global's warranty does not apply (for any product category) to the following:

- Nominal or normal amount of wear and tear that can occur over time
- Failures which result from negligence, abuse, accident or misuse
- Failure to apply, install or maintain products according to Global's written instructions and warnings
- Modifications, attachments or repair methods not approved by Global
- Damage caused by a carrier in transit, or delivery/installation contractors
- The matching of colors, grains or textures (wood, leather, etc.) of natural materials
- Products exposed to extreme hot or cold temperatures or excessively dry or humid environments
- Color fastness or the matching of color of textiles, dye lots of textile can vary
- Damage by markings or staining; damage by sharp objects or imprinting from instruments
- Damage to textiles or laminate and wood surfaces/edges from exposure to sunlight (including UV rays)
- Products not purchased directly from authorized Global resellers
- Products used for rental purposes
- Purchased parts are warranted for one (1) year
- Failure to follow specific cleaning and disinfecting instructions posted on globalfurnituregroup.com

Global's warranty does not cover the costs of transportation or labor. Repair or replacement will be at Global's discretion.

Textiles and Finishes

Global textiles and finishes are updated periodically to meet the demand and trends of the market. As a result, some textiles and finishes may be discontinued by Global or the manufacturer. In the event that a textile or finish is discontinued, Global will make every reasonable effort to provide an alternative product(s) of comparable function.

93CG-FWS.....	57	EK91.....	15	GUPWSSF28P.....	20	GUTDSF140S30RL.....	39	GUTDSF240S36RM.....	41	GUTDSF366S24RP.....	44
93CG-S42L.....	57	F.....		GUSA11830.....	56	GUTDSF140S30RM.....	39	GUTDSF240S36RP.....	41	GUTDSF366S30LL.....	44
93FP19BBFC.....	21	FBB.....	15	GUSA11836.....	56	GUTDSF140S30RP.....	39	GUTDSF254S24LL.....	42	GUTDSF366S30LM.....	44
93FP19BBFP.....	23			GUSA11842.....	56	GUTDSF140S36LL.....	39	GUTDSF254S24LM.....	42	GUTDSF366S30LP.....	44
93FP19BFC.....	21	GUAT1812.....	50	GUSA21830.....	56	GUTDSF140S36LM.....	39	GUTDSF254S24LP.....	42	GUTDSF366S30RL.....	44
93FP19BFP.....	23	GUAT1815.....	50	GUSA21836.....	56	GUTDSF140S36LP.....	39	GUTDSF254S24RL.....	42	GUTDSF366S30RM.....	44
93FP19FFC.....	21	GUAT1818.....	50	GUSA21842.....	56	GUTDSF140S36RL.....	39	GUTDSF254S24RM.....	42	GUTDSF366S30RP.....	44
93FP19FFP.....	23	GUAT1824.....	50	GUSC21G1830P.....	55	GUTDSF140S36RM.....	39	GUTDSF254S24RP.....	42	GUTDSF366S36LL.....	44
93FP23BBFC.....	21	GUAT1830.....	50	GUSC21G1836P.....	55	GUTDSF140S36RP.....	39	GUTDSF254S30LL.....	42	GUTDSF366S36LM.....	44
93FP23BBFP.....	23	GUAT1836.....	50	GUSC21G1842P.....	55	GUTDSF154S24LL.....	40	GUTDSF254S30LM.....	42	GUTDSF366S36LP.....	44
93FP23BFC.....	21	GUAT1842.....	50	GUSC31G1830P.....	55	GUTDSF154S24LM.....	40	GUTDSF254S30LP.....	42	GUTDSF366S36RL.....	44
93FP23BFP.....	23	GUCC41G1830P.....	55	GUSC31G1836P.....	55	GUTDSF154S24LP.....	40	GUTDSF254S30RL.....	42	GUTDSF366S36RM.....	44
93FP23FFC.....	21	GUCC41G1836P.....	55	GUSC31G1842P.....	55	GUTDSF154S24RL.....	40	GUTDSF254S30RM.....	42	GUTDSF366S36RP.....	44
93FP23FFP.....	23	GUCC41G1842P.....	55	GUSC41H1830P.....	56	GUTDSF154S24RM.....	40	GUTDSF254S30RP.....	42	GUTDSF372S24LL.....	45
93FP29BBFC.....	21	GUCC41H1830P.....	55	GUSC41H1836P.....	56	GUTDSF154S24RP.....	40	GUTDSF254S36LL.....	42	GUTDSF372S24LM.....	45
93FP29BBFP.....	23	GUCC41H1836P.....	55	GUSC41H1842P.....	56	GUTDSF154S30LL.....	40	GUTDSF254S36LM.....	42	GUTDSF372S24LP.....	45
93FP29BFC.....	21	GUCC41H1842P.....	55	GUSC51C1830P.....	56	GUTDSF154S30LM.....	40	GUTDSF254S36LP.....	42	GUTDSF372S24RL.....	45
93FP29BFP.....	23	GUCC51C1830P.....	55	GUSC51C1836P.....	56	GUTDSF154S30LP.....	40	GUTDSF254S36RL.....	42	GUTDSF372S24RM.....	45
93FP29FFC.....	21	GUCC51C1836P.....	55	GUSC51C1842P.....	56	GUTDSF154S30RM.....	40	GUTDSF254S36RM.....	42	GUTDSF372S24RP.....	45
93FP29FFP.....	23	GUCC51C1842P.....	55	GUSC61G1830P.....	56	GUTDSF154S30RP.....	40	GUTDSF254S36RP.....	42	GUTDSF372S30LL.....	45
93MP19BBFC.....	22	GUKC.....	12	GUSC61G1836P.....	56	GUTDSF154S30LP.....	40	GUTDSF266S24LL.....	42	GUTDSF372S30LM.....	45
93MP19BBFP.....	24	GUKFZDV6M.....	50	GUSC61G1842P.....	56	GUTDSF154S36LL.....	40	GUTDSF266S24LM.....	42	GUTDSF372S30LP.....	45
93MP19BFC.....	22	GUKFZDV6P.....	50	GUSLF4G24BCPL.....	52	GUTDSF154S36LM.....	40	GUTDSF266S24LP.....	42	GUTDSF372S30RL.....	45
93MP19BFP.....	24	GUKFZDV6U.....	50	GUSLF4G24BCPR.....	52	GUTDSF154S36LP.....	40	GUTDSF266S24RL.....	42	GUTDSF372S30RM.....	45
93MP19FFC.....	22	GUKY.....	12	GUSLF4G24FCPL.....	52	GUTDSF154S36RL.....	40	GUTDSF266S24RM.....	42	GUTDSF372S30RP.....	45
93MP19FFP.....	24	GULF20G1830P.....	9	GUSLF4G24FCPR.....	52	GUTDSF154S36RM.....	40	GUTDSF266S24RP.....	42	GUTDSF372S36LL.....	45
93MP23BBFC.....	22	GULF20G1836P.....	9	GUSLF4G24FOPL.....	52	GUTDSF154S36RP.....	40	GUTDSF266S24RL.....	42	GUTDSF372S36LM.....	45
93MP23BBFP.....	24	GULF20G1842P.....	9	GUSLF4G24FOPR.....	52	GUTDSF166S24LL.....	40	GUTDSF266S24RM.....	42	GUTDSF372S36LP.....	45
93MP23BFC.....	22	GULF30G1830P.....	9	GUSLF4H24BCPL.....	52	GUTDSF166S24LM.....	40	GUTDSF266S30LP.....	42	GUTDSF372S36RL.....	45
93MP23BFP.....	24	GULF30G1836P.....	9	GUSLF4H24BCPR.....	52	GUTDSF166S24LP.....	40	GUTDSF266S30RL.....	42	GUTDSF372S36RM.....	45
93MP23FFC.....	22	GULF30G1842P.....	9	GUSLF4H24FCPL.....	52	GUTDSF166S24RL.....	40	GUTDSF266S30RM.....	42	GUTDSF372S36RP.....	45
93MP23FFP.....	24	GULF40G1830P.....	9	GUSLF4H24FCPR.....	52	GUTDSF166S24RM.....	40	GUTDSF266S30RP.....	42	GUTDSF472S24LL.....	45
93MP29BBFC.....	22	GULF40G1836P.....	9	GUSLF4H24FOPL.....	52	GUTDSF166S24RP.....	40	GUTDSF266S36LL.....	42	GUTDSF472S24LM.....	45
93MP29BBFP.....	24	GULF40G1842P.....	9	GUSLF4H24FOPR.....	52	GUTDSF166S30LL.....	40	GUTDSF266S36LM.....	42	GUTDSF472S24LP.....	45
93MP29BFC.....	22	GULF40H1830P.....	9	GUSLF5024BCPL.....	52	GUTDSF166S30LM.....	40	GUTDSF266S36LP.....	42	GUTDSF472S24RL.....	45
93MP29BFP.....	24	GULF40H1836P.....	9	GUSLF5024BCPR.....	52	GUTDSF166S30LP.....	40	GUTDSF266S36RL.....	42	GUTDSF472S24RM.....	45
93MP29FFC.....	22	GULF40H1842P.....	9	GUSLF5024FCPL.....	52	GUTDSF166S30RL.....	40	GUTDSF266S36RM.....	42	GUTDSF472S24RP.....	45
93MP29FFP.....	24	GULF50G1830P.....	10	GUSLF5024FCPR.....	52	GUTDSF166S30RM.....	40	GUTDSF266S36RP.....	42	GUTDSF472S30LL.....	45
93PT2B2FL.....	54	GULF50G1836P.....	10	GUSLF5024FOPL.....	52	GUTDSF166S30RP.....	40	GUTDSF272S24LL.....	43	GUTDSF472S30LM.....	45
93PT2B2FR.....	54	GULF50G1842P.....	10	GUSLF5024FOPR.....	52	GUTDSF166S36LL.....	40	GUTDSF272S24LM.....	43	GUTDSF472S30LP.....	45
93PT-2BFL.....	54	GULF50P1830P.....	10	GUSLS4G2424BOPL.....	53	GUTDSF166S36LM.....	40	GUTDSF272S24LP.....	43	GUTDSF472S30RL.....	45
93PT-2BFR.....	54	GULF50P1836P.....	10	GUSLS4G2424BOPR.....	53	GUTDSF166S36LP.....	40	GUTDSF272S24RL.....	43	GUTDSF472S30RM.....	45
93PT-2FL.....	54	GULF50P1842P.....	10	GUSLS4G2424FOPL.....	53	GUTDSF166S36RL.....	40	GUTDSF272S24RM.....	43	GUTDSF472S30RP.....	45
93PT-2FR.....	54	GULF51G1830P.....	10	GUSLS4G2424FOPR.....	53	GUTDSF166S36RM.....	40	GUTDSF272S24RP.....	43	GUTDSF472S36LL.....	45
93PT-3FL.....	54	GULF51G1836P.....	10	GUSLS4H2424BOPL.....	53	GUTDSF166S36RP.....	40	GUTDSF272S30LL.....	43	GUTDSF472S36LM.....	45
93PT-3FR.....	54	GULF51G1842P.....	10	GUSLS4H2424BOPR.....	53	GUTDSF235S24LL.....	41	GUTDSF272S30LM.....	43	GUTDSF472S36LP.....	45
93SW-2072.....	59	GULF51P1830P.....	10	GUSLS4H2424FOPL.....	53	GUTDSF235S24LM.....	41	GUTDSF272S30LP.....	43	GUTDSF472S36RL.....	45
93WP19BBFC.....	21	GULF51P1836P.....	10	GUSLS4H2424FOPR.....	53	GUTDSF235S24LP.....	41	GUTDSF272S30RL.....	43	GUTDSF472S36RM.....	45
93WP19BBFP.....	23	GULF51P1842P.....	10	GUSLS502424BOPL.....	53	GUTDSF235S24RL.....	41	GUTDSF272S30RM.....	43	GUTDSF472S36RP.....	45
93WP19FFC.....	21	GULF60G1830P.....	11	GUSLS502424BOPR.....	53	GUTDSF235S24RM.....	41	GUTDSF272S30RP.....	43	GUTSS135S12LL.....	32
93WP19FFP.....	23	GULF60G1836P.....	11	GUTDSF135S24FOPL.....	39	GUTDSF235S24RP.....	41	GUTDSF272S36LL.....	43	GUTSS135S12LM.....	32
93WP23BBFC.....	21	GULF60G1842P.....	11	GUTDSF135S24LP.....	39	GUTDSF235S30LL.....	41	GUTDSF272S36LM.....	43	GUTSS135S12LP.....	32
93WP23BBFP.....	23	GULF61G1830P.....	11	GUTDSF135S24RL.....	39	GUTDSF235S30LM.....	41	GUTDSF272S36LP.....	43	GUTSS135S12RL.....	32
93WP23FFC.....	21	GULF61G1836P.....	11	GUTDSF135S24RM.....	39	GUTDSF235S30LP.....	41	GUTDSF272S36RL.....	43	GUTSS135S12RM.....	32
93WP23FFP.....	23	GULF61G1842P.....	11	GUTDSF135S24RP.....	39	GUTDSF235S30RM.....	41	GUTDSF272S36RM.....	43	GUTSS135S12RP.....	32
93WP29BBFC.....	21	GULFA01.....	12	GUTDSF135S24RL.....	39	GUTDSF235S30RM.....	41	GUTDSF272S36RP.....	43	GUTSS135S15LL.....	32
93WP29BBFP.....	23	GULFA02.....	12	GUTDSF135S24RM.....	39	GUTDSF235S30RP.....	41	GUTDSF272S36RL.....	43	GUTSS135S15LM.....	32
93WP29FFC.....	21	GULFA03.....	12	GUTDSF135S24RP.....	39	GUTDSF235S36LL.....	41	GUTDSF354S24LM.....	44	GUTSS135S15LP.....	32
93WP29FFP.....	23	GULFA0718.....	12	GUTDSF135S30LL.....	39	GUTDSF235S36LM.....	41	GUTDSF354S24LP.....	44	GUTSS135S15RL.....	32
9330P2F1H.....	14	GULFA1018.....	12	GUTDSF135S30LM.....	39	GUTDSF235S36LP.....	41	GUTDSF354S24RL.....	44	GUTSS135S15RM.....	32
9330P3F1H.....	14	GULFA2018.....	12	GUTDSF135S30LP.....	39	GUTDSF235S36RM.....	41	GUTDSF354S24RM.....	44	GUTSS135S15RP.....	32
9330P4F1H.....	14	GULFA2418.....	12	GUTDSF135S30RL.....	39	GUTDSF235S36RM.....	41	GUTDSF354S24RP.....	44	GUTSS135S18LL.....	32
9330P5F1H.....	15	GULPS0BF1830P.....	9	GUTDSF135S30RM.....	39	GUTDSF235S36RP.....	41	GUTDSF354S30LL.....	44	GUTSS135S18LM.....	32
9336-2S1.....	57	GULPS0BF1836P.....	9	GUTDSF135S30RP.....	39	GUTDSF240S24LL.....	41	GUTDSF354S30LM.....	44	GUTSS135S18LP.....	32
9336-5MSL.....	57	GULPS0BF1842P.....	9	GUTDSF135S36LL.....	39	GUTDSF240S24LM.....	41	GUTDSF354S30LP.....	44	GUTSS135S18RL.....	32
9336-FWS.....	57	GUPF0BF18P.....	20	GUTDSF135S36LM.....	39	GUTDSF240S24LP.....	41	GUTDSF354S30RL.....	44	GUTSS135S18RM.....	32
9336P2F1H.....	14	GUPF0BF22P.....	20	GUTDSF135S36LP.....	39	GUTDSF240S24RL.....	41	GUTDSF354S30RM.....	44	GUTSS135S18RP.....	32
9336P3F1H.....	14	GUPF0BF28P.....	20	GUTDSF135S36RL.....	39	GUTDSF240S24RM.....	41	GUTDSF354S30RP.....	44	GUTSS140S12LL.....	32
9336P4F1H.....	14	GUPF0F18P.....	20	GUTDSF135S36RM.....	39	GUTDSF240S24RP.....	41	GUTDSF354S36LL.....	44	GUTSS140S12LM.....	32
9336P5F1H.....	15	GUPF0FG22P.....	20	GUTDSF135S36RP.....	39	GUTDSF240S30LL.....	41	GUTDSF354S36LM.....	44	GUTSS140S12LP.....	32
9336P-5FX.....	58	GUPF0FG28P.....	20	GUTDSF140S24LL.....	39	GUTDSF240S30LM.....	41	GUTDSF354S36LP.....	44	GUTSS140S12RL.....	32
9336PS42L.....	58	GUPFSBG18P.....	20	GUTDSF140S24LM.....	39	GUTDSF240S30LP.....	41	GUTDSF354S36RL.....	44	GUTSS140S12RM.....	32
9336-S42L.....	57	GUPFSBG22P.....	20	GUTDSF140S24LP.....	39	GUTDSF240S30RL.....	41	GUTDSF354S36RM.....	44	GUTSS140S12RP.....	32
9342P2F1H.....	14	GUPFSBG28P.....	20	GUTDSF140S24RL.....	39	GUTDSF240S30RM.....	41	GUTDSF354S36RP.....	44	GUTSS140S15LL.....	32
9342P3F1H.....	14	GUPW0BF18P.....	20	GUTDSF140S24RM.....	39	GUTDSF240S30RP.....	41	GUTDSF366S24LL.....	44	GUTSS140S15LM.....	32
9342P4F1H.....	14	GUPW0BF22P.....	20	GUTDSF140S24RP.....	39	GUTDSF240S36LL.....	41	GUTDSF366S24LM.....	44	GUTSS140S15LP.....	32
9342P5F1H.....	15	GUPW0BF28P.....	20	GUTDSF140S30LL.....	39	GUTDSF240S36LM.....	41	GUTDSF366S24LP.....	44	GUTSS140S15RL.....	32
		E.....		GUPWSSF18P.....	20	GUTDSF240S36LP.....	41	GUTDSF366S24RL.....	44	GUTSS140S15RM.....	32
EDPS.....	15	GUPWSSF22P.....	20	GUTDSF140S30LP.....	39	GUTDSF240S36RL.....	41	GUTDSF366S24RM.....	44	GUTSS140S15RP.....	32

INDEX

GUTSS140S18LL.....	32	GUTSS254S12LM.....	35	GUTSS366S15LP.....	37	GUTTSF154S42RP.....	46	GUTTSF354S42LL.....	49	MVLMLK.....	19
GUTSS140S18LM.....	32	GUTSS254S12LP.....	35	GUTSS366S15RL.....	37	GUTTSF166S36LL.....	47	GUTTSF354S42LM.....	49	MVLPD.....	19
GUTSS140S18LP.....	32	GUTSS254S12LRP.....	35	GUTSS366S15RM.....	37	GUTTSF166S36LM.....	47	GUTTSF354S42LP.....	49	MVLS42L.....	61
GUTSS140S18RL.....	32	GUTSS254S12RL.....	35	GUTSS366S15RP.....	37	GUTTSF166S36LP.....	47	GUTTSF354S42RL.....	49	MVLW23BBF.....	26
GUTSS140S18RM.....	32	GUTSS254S12RM.....	35	GUTSS366S18LL.....	37	GUTTSF166S36RL.....	47	GUTTSF354S42RP.....	49	MVLW23FF.....	26
GUTSS140S18RP.....	32	GUTSS254S15LL.....	35	GUTSS366S18LM.....	37	GUTTSF166S36RM.....	47	GUTTSF366S36LL.....	49	P.....	
GUTSS154S12LL.....	33	GUTSS254S15LM.....	35	GUTSS366S18LP.....	37	GUTTSF166S36RP.....	47	GUTTSF366S36LM.....	49	PD.....	15
GUTSS154S12LM.....	33	GUTSS254S15LP.....	35	GUTSS366S18RL.....	37	GUTTSF166S42LL.....	47	GUTTSF366S36LP.....	49	T.....	
GUTSS154S12LP.....	33	GUTSS254S15RL.....	35	GUTSS366S18RM.....	37	GUTTSF166S42LM.....	47	GUTTSF366S36RL.....	49	T1830.....	13
GUTSS154S12RL.....	33	GUTSS254S15RM.....	35	GUTSS366S18RP.....	37	GUTTSF166S42LP.....	47	GUTTSF366S36RM.....	49	T1836.....	13
GUTSS154S12RM.....	33	GUTSS254S15RP.....	35	GUTSS372S12LL.....	37	GUTTSF166S42RL.....	47	GUTTSF366S36RP.....	49	T1842.....	13
GUTSS154S12RP.....	33	GUTSS254S18LL.....	35	GUTSS372S12LM.....	37	GUTTSF166S42RM.....	47	GUTTSF366S42LL.....	49	T1860.....	13
GUTSS154S15LL.....	33	GUTSS254S18LM.....	35	GUTSS372S12LP.....	37	GUTTSF166S42RP.....	47	GUTTSF366S42LM.....	49	T1872.....	13
GUTSS154S15LM.....	33	GUTSS254S18LP.....	35	GUTSS372S12RL.....	37	GUTTSF235S36LL.....	47	GUTTSF366S42LP.....	49	T1884.....	13
GUTSS154S15LP.....	33	GUTSS254S18RL.....	35	GUTSS372S12RM.....	37	GUTTSF235S36LM.....	47	GUTTSF366S42RL.....	49	T1890.....	13
GUTSS154S15RL.....	33	GUTSS254S18RM.....	35	GUTSS372S12RP.....	37	GUTTSF235S36LP.....	47	GUTTSF366S42RP.....	49	T18108.....	13
GUTSS154S15RM.....	33	GUTSS254S18RP.....	35	GUTSS372S15LL.....	37	GUTTSF235S36RL.....	47	GUTTSF372S36LL.....	49	T18120.....	13
GUTSS154S15RP.....	33	GUTSS266S12LL.....	35	GUTSS372S15LM.....	37	GUTTSF235S36RM.....	47	GUTTSF372S36LM.....	49	W.....	
GUTSS154S18LL.....	33	GUTSS266S12LM.....	35	GUTSS372S15LP.....	37	GUTTSF235S36RP.....	47	GUTTSF372S36LP.....	49	WFL50.....	51
GUTSS154S18LM.....	33	GUTSS266S12LP.....	35	GUTSS372S15RL.....	37	GUTTSF235S42LL.....	47	GUTTSF372S36LR.....	49	WFL100.....	51
GUTSS154S18LP.....	33	GUTSS266S12RL.....	35	GUTSS372S15RM.....	37	GUTTSF235S42LM.....	47	GUTTSF372S36RL.....	49	WFL150.....	51
GUTSS154S18RL.....	33	GUTSS266S12RM.....	35	GUTSS372S15RP.....	37	GUTTSF235S42LP.....	47	GUTTSF372S36RP.....	49	WFL200.....	51
GUTSS154S18RM.....	33	GUTSS266S12RP.....	35	GUTSS372S18LL.....	37	GUTTSF235S42RL.....	47	GUTTSF372S42LL.....	49	WFL250.....	51
GUTSS154S18RP.....	33	GUTSS266S15LL.....	35	GUTSS372S18LM.....	37	GUTTSF235S42RM.....	47	GUTTSF372S42LM.....	49		
GUTSS166S12LL.....	33	GUTSS266S15LM.....	35	GUTSS372S18LP.....	37	GUTTSF235S42RP.....	47	GUTTSF372S42LP.....	49		
GUTSS166S12LM.....	33	GUTSS266S15LP.....	35	GUTSS372S18RL.....	37	GUTTSF240S36LL.....	47	GUTTSF372S42RL.....	49		
GUTSS166S12LP.....	33	GUTSS266S15RL.....	35	GUTSS372S18RM.....	37	GUTTSF240S36LM.....	47	GUTTSF372S42RM.....	49		
GUTSS166S12RL.....	33	GUTSS266S15RM.....	35	GUTSS372S18RP.....	37	GUTTSF240S36LP.....	47	GUTTSF372S42RP.....	49		
GUTSS166S12RM.....	33	GUTSS266S15RP.....	35	GUTSS472S12LL.....	38	GUTTSF240S36RL.....	47	GUTTSF472S36LL.....	50		
GUTSS166S12RP.....	33	GUTSS266S18LL.....	35	GUTSS472S12LM.....	38	GUTTSF240S36RM.....	47	GUTTSF472S36LM.....	50		
GUTSS166S15LL.....	33	GUTSS266S18LM.....	35	GUTSS472S12LP.....	38	GUTTSF240S36RP.....	47	GUTTSF472S36LP.....	50		
GUTSS166S15LM.....	33	GUTSS266S18LP.....	35	GUTSS472S12RL.....	38	GUTTSF240S42LL.....	47	GUTTSF472S36RL.....	50		
GUTSS166S15LP.....	33	GUTSS266S18RL.....	35	GUTSS472S12RM.....	38	GUTTSF240S42LM.....	47	GUTTSF472S36RM.....	50		
GUTSS166S15RL.....	33	GUTSS266S18RM.....	35	GUTSS472S12RP.....	38	GUTTSF240S42LP.....	47	GUTTSF472S36RP.....	50		
GUTSS166S15RM.....	33	GUTSS266S18RP.....	35	GUTSS472S15LL.....	38	GUTTSF240S42RL.....	47	GUTTSF472S42LL.....	50		
GUTSS166S15RP.....	33	GUTSS272S12LL.....	36	GUTSS472S15LM.....	38	GUTTSF240S42RM.....	47	GUTTSF472S42LM.....	50		
GUTSS166S18LL.....	33	GUTSS272S12LM.....	36	GUTSS472S15LP.....	38	GUTTSF240S42RP.....	47	GUTTSF472S42LP.....	50		
GUTSS166S18LM.....	33	GUTSS272S12LP.....	36	GUTSS472S15RL.....	38	GUTTSF254S36LL.....	48	GUTTSF472S42RL.....	50		
GUTSS166S18LP.....	33	GUTSS272S12RL.....	36	GUTSS472S15RM.....	38	GUTTSF254S36LM.....	48	GUTTSF472S42RM.....	50		
GUTSS166S18RL.....	33	GUTSS272S12RM.....	36	GUTSS472S15RP.....	38	GUTTSF254S36LP.....	48	GUTTSF472S42RP.....	50		
GUTSS166S18RM.....	33	GUTSS272S12RP.....	36	GUTSS472S18LL.....	38	GUTTSF254S36RL.....	48	GUWC51C1830P.....	59		
GUTSS166S18RP.....	33	GUTSS272S15LL.....	36	GUTSS472S18LM.....	38	GUTTSF254S36RM.....	48	GUWC51C1836P.....	59		
GUTSS235S12LL.....	34	GUTSS272S15LM.....	36	GUTSS472S18LP.....	38	GUTTSF254S36RP.....	48	GUWC51C1842P.....	59		
GUTSS235S12LM.....	34	GUTSS272S15LP.....	36	GUTSS472S18RM.....	38	GUTTSF254S42LL.....	48				
GUTSS235S12LP.....	34	GUTSS272S15RL.....	36	GUTTSF135S36LL.....	46	GUTTSF254S42LM.....	48	HFB30.....	15		
GUTSS235S12RL.....	34	GUTSS272S15RM.....	36	GUTTSF135S36LM.....	46	GUTTSF254S42LP.....	48	HFB36.....	15		
GUTSS235S12RM.....	34	GUTSS272S15RP.....	36	GUTTSF135S36LP.....	46	GUTTSF254S42RL.....	48	HFB42.....	15		
GUTSS235S12RP.....	34	GUTSS272S18LL.....	36	GUTTSF135S36RL.....	46	GUTTSF254S42RM.....	48	M.....			
GUTSS235S15LL.....	34	GUTSS272S18LM.....	36	GUTTSF135S36RM.....	46	GUTTSF254S42RP.....	48	M1930PXB.....	17		
GUTSS235S15LM.....	34	GUTSS272S18LP.....	36	GUTTSF135S36RP.....	46	GUTTSF266S36LL.....	48	M1936PXB.....	17		
GUTSS235S15LP.....	34	GUTSS272S18RL.....	36	GUTTSF135S42LL.....	46	GUTTSF266S36LM.....	48	M19301XSN.....	17		
GUTSS235S15RL.....	34	GUTSS272S18RM.....	36	GUTTSF135S42LM.....	46	GUTTSF266S36LP.....	48	M19361XSN.....	17		
GUTSS235S15RM.....	34	GUTSS272S18RP.....	36	GUTTSF135S42LP.....	46	GUTTSF266S36RL.....	48	ML3019LT.....	18		
GUTSS235S15RP.....	34	GUTSS354S12LL.....	36	GUTTSF135S42RL.....	46	GUTTSF266S36RM.....	48	ML3619LT.....	18		
GUTSS235S18LL.....	34	GUTSS354S12LM.....	36	GUTTSF135S42RM.....	46	GUTTSF266S36RP.....	48	ML6019LT.....	18		
GUTSS235S18LM.....	34	GUTSS354S12LP.....	36	GUTTSF140S36LL.....	46	GUTTSF266S42LL.....	48	ML6619LT.....	18		
GUTSS235S18LP.....	34	GUTSS354S12RL.....	36	GUTTSF140S36LM.....	46	GUTTSF266S42LM.....	48	ML7219LT.....	18		
GUTSS235S18RL.....	34	GUTSS354S12RM.....	36	GUTTSF140S36LP.....	46	GUTTSF266S42LP.....	48	MVL19BF.....	26		
GUTSS235S18RM.....	34	GUTSS354S12RP.....	36	GUTTSF140S36RL.....	46	GUTTSF266S42RM.....	48	MVL19C.....	26		
GUTSS235S18RP.....	34	GUTSS354S15LL.....	36	GUTTSF140S36RM.....	46	GUTTSF266S42RP.....	48	MVL23BF.....	26		
GUTSS240S12LL.....	34	GUTSS354S15LP.....	36	GUTTSF140S36RP.....	46	GUTTSF266S42RM.....	48	MVL23C.....	26		
GUTSS240S12LP.....	34	GUTSS354S15RL.....	36	GUTTSF140S42LL.....	46	GUTTSF272S36LL.....	48	MVL1930C.....	18		
GUTSS240S12RL.....	34	GUTSS354S15RM.....	36	GUTTSF140S42LM.....	46	GUTTSF272S36LM.....	48	MVL1936C.....	18		
GUTSS240S12RM.....	34	GUTSS354S15RP.....	36	GUTTSF140S42LP.....	46	GUTTSF272S36RL.....	48	MVL1936M2.....	18		
GUTSS240S12RP.....	34	GUTSS354S18LL.....	36	GUTTSF140S42RL.....	46	GUTTSF272S36RM.....	48	MVL1936P2.....	17		
GUTSS240S15LL.....	34	GUTSS354S18LM.....	36	GUTTSF140S42RM.....	46	GUTTSF272S36RP.....	48	MVL1936P3.....	17		
GUTSS240S15LM.....	34	GUTSS354S18LP.....	36	GUTTSF140S42RP.....	46	GUTTSF272S36RL.....	48	MVL1936P4.....	17		
GUTSS240S15LP.....	34	GUTSS354S18RL.....	36	GUTTSF154S36LL.....	46	GUTTSF272S42LL.....	48	MVL1936P5.....	17		
GUTSS240S15RL.....	34	GUTSS354S18RM.....	36	GUTTSF154S36LM.....	46	GUTTSF272S42LM.....	48	MVL1960C.....	18		
GUTSS240S15RM.....	34	GUTSS354S18RP.....	36	GUTTSF154S36LP.....	46	GUTTSF272S42LP.....	48	MVL1966C.....	18		
GUTSS240S15RP.....	34	GUTSS366S12LL.....	37	GUTTSF154S36RL.....	46	GUTTSF272S42RM.....	48	MVL1972C.....	18		
GUTSS240S18LL.....	34	GUTSS366S12LM.....	37	GUTTSF154S36RM.....	46	GUTTSF272S42RP.....	48	MVLBC36-4.....	18		
GUTSS240S18LM.....	34	GUTSS366S12LP.....	37	GUTTSF154S36RP.....	46	GUTTSF272S42RL.....	48	MVLBC36-5.....	18		
GUTSS240S18LP.....	34	GUTSS366S12RL.....	37	GUTTSF154S42LL.....	46	GUTTSF272S42RM.....	48	MVLEK.....	19		
GUTSS240S18RL.....	34	GUTSS366S12RM.....	37	GUTTSF154S42LP.....	46	GUTTSF354S36LL.....	49	MVLFBB.....	19		
GUTSS240S18RM.....	34	GUTSS366S12RP.....	37	GUTTSF154S42RL.....	46	GUTTSF354S36LM.....	49	MVLFWS.....	61		
GUTSS240S18RP.....	34	GUTSS366S15LL.....	37	GUTTSF154S42RM.....	46	GUTTSF354S36LP.....	49	MVLHFB36.....	19		
GUTSS254S12LL.....	35	GUTSS366S15LM.....	37			GUTTSF354S36RM.....	49	MVLM23BBF.....	27		
						GUTTSF354S36RP.....	49	MVLM23FF.....	26		

Global offices in Canada

Head Office

560 Supertest Road
Toronto, Ontario
M3J 2M6
T (416) 650-6500

Toronto Sales Office

1350 Flint Road
Toronto, Ontario
M3J 2J7
T (416) 661-3660

Showrooms

Calgary

237 8 Avenue SE, Suite 302
Calgary, Alberta
T2G 5C3
T (403) 250-7770

The Blueprint Montreal

1010 Sainte-Catherine Street W, Mezz 2
Montreal, Quebec
H3B 1E7
T (514) 866-4331

Ottawa

251 Laurier Avenue West, Suite 400
Ottawa, Ontario
K1P 5J6
T (613) 234-2881
Please call ahead to book an appointment.

Edmonton

10158 103 Street NW, Suite 201
Edmonton, Alberta
T5J 0X6
T (780) 444-8922

Toronto

1350 Flint Road
Toronto, Ontario
M3J 2J7
T (416) 661-3660

Vancouver

675 West Hastings Street, Suite 1000
Vancouver, British Columbia
V6B 1N2
T (604) 432-1701

Halifax

1061 Marginal Road, Suite 120
Halifax, Nova Scotia
B3H 4P7
T (902) 422-7434

The Blueprint Toronto

(MetroCentre)
200 Wellington Street West, Suite 1602
Toronto, Ontario
M5V 3C7

Winnipeg

111 Lombard Avenue, Suite 220
Winnipeg, Manitoba
R3B 0T4
T (204) 925-3350



globalfurnituregroup.com